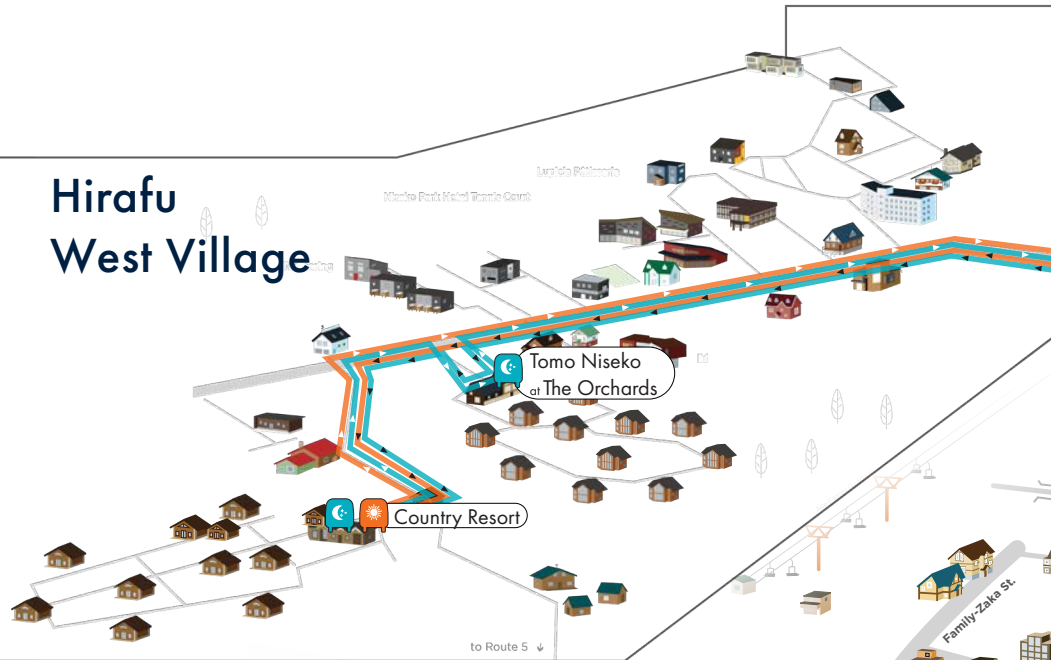




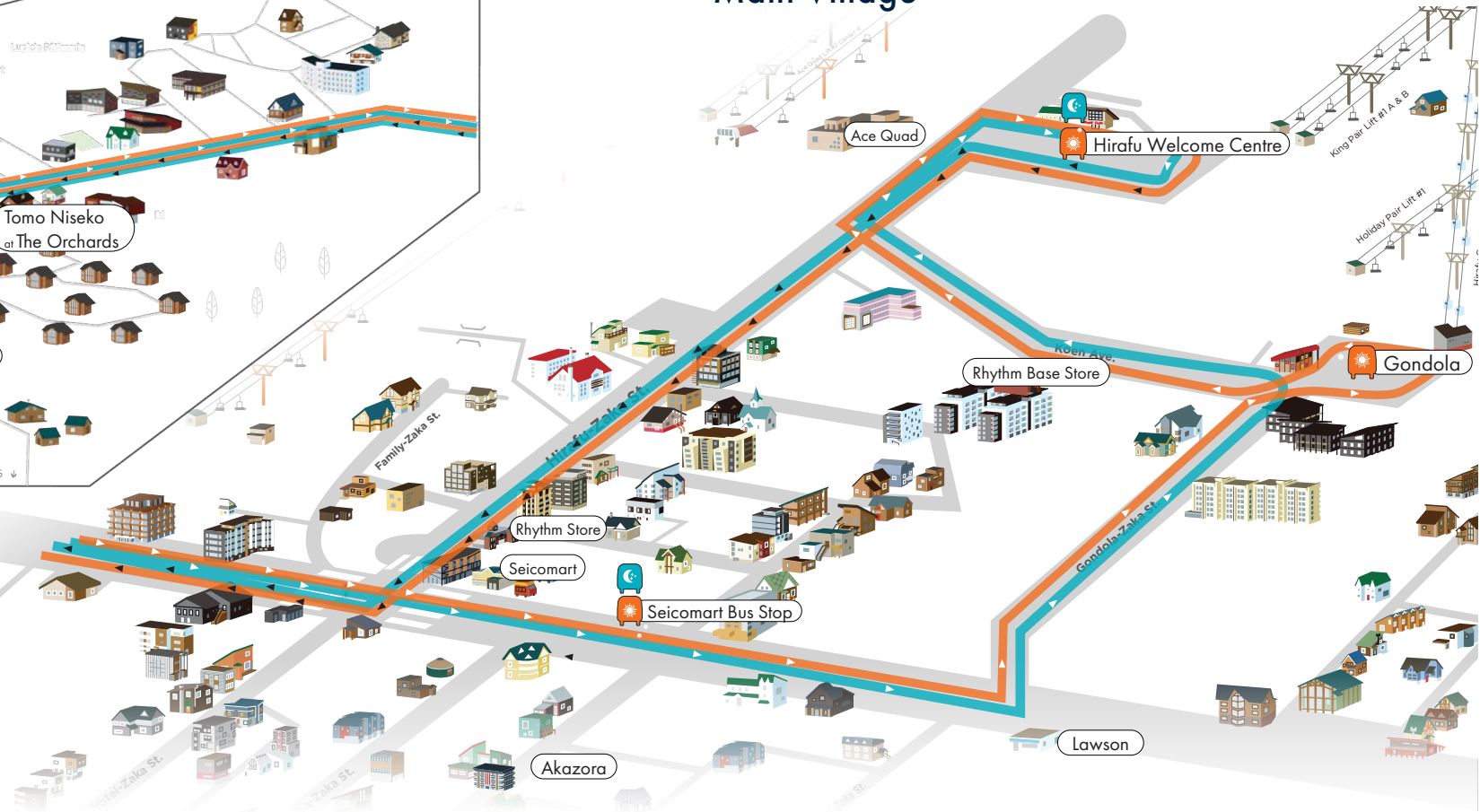
Country Resort Shuttle Bus

Operates daily between 8:00 – 21:00 during winter operation dates.
Please call 0136 • 55 • 5136 to request a pick up

Hirafu West Village



Hirafu Main Village



Shuttle Bus COVID-19 Guidelines

For the safety of our customers and staff, please follow the guidelines below when using our complementary shuttle service:

- All guests must wear a mask when traveling on the shuttle
- Groups must sit together and leave a seat between other guests
- No guests to ride in the front passenger or middle aisle seats
- Guest with a temperature over 37.5 degrees, feeling unwell or with fever/flu symptoms must not ride on the shuttle



Country Resort Shuttle Bus

Operates daily between 8:00 – 21:00 during winter operation dates.
Please call 0136 • 55 • 5136 to request a pick up

Shuttle Bus Guidelines

Please kindly call the Front Desk at least 45 minutes in advance to request a pick up.

Please advise:

- Chalet name or number
- Requested departure time
- No. of passengers
- Drop off stop

Parents must accompany their children. We ask that guests please wait outside the chalet for pick up. Also note, most pick ups will be serviced by our bus, however some runs will be serviced by our vans.



0136 • 55 • 5136



Day Route

- Bus departs approximately every 45 minutes between 8:00 and 12:00
- No shuttle service between 12:10 and 13:30 each day

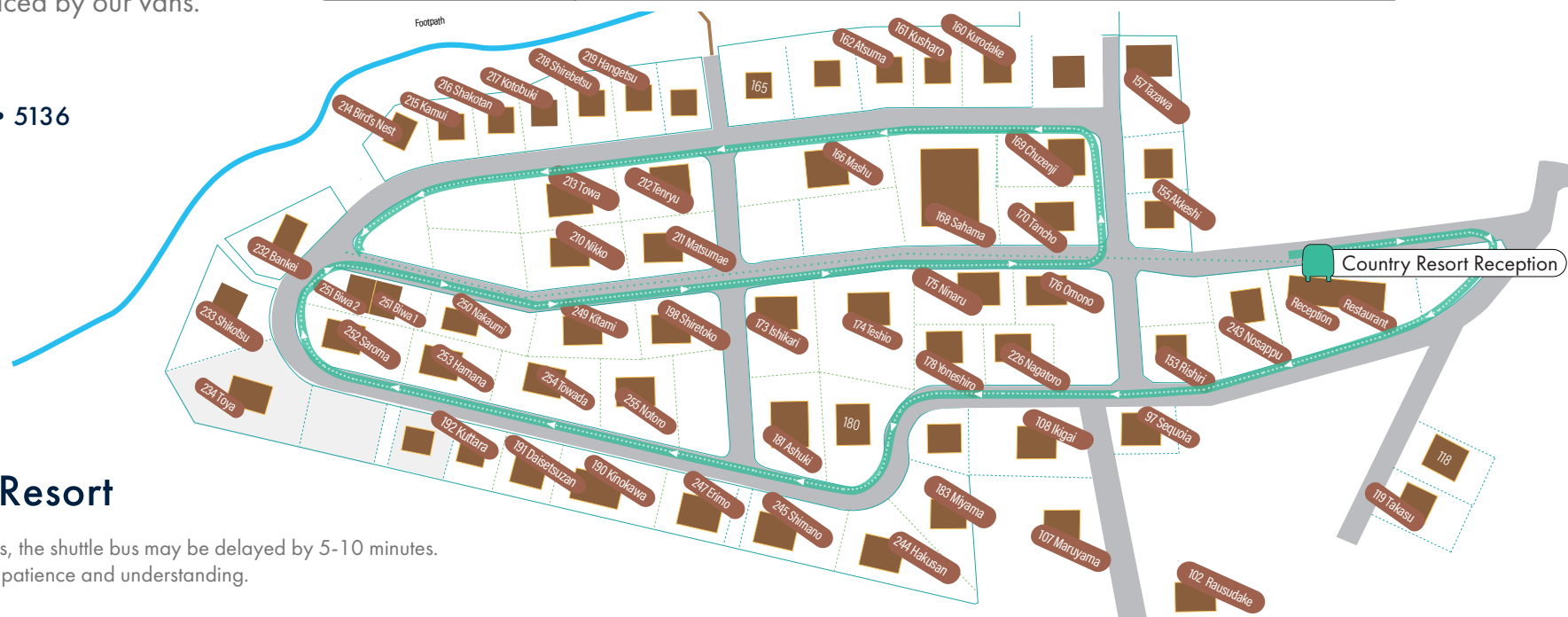
Bus Stop ▼	Drop Off Only						No Bus	Drop Off and Pick Up				
Country Resort (Depart)	8:00	8:45	9:30	10:15	11:00	11:45	12:10 - 13:30	13:30	14:05	14:40	15:15	15:50
Tomo Niseko	--	--	--	--	--	--		--	--	--	--	--
Seicomart Bus Stop/Hirafu Intersection	--	--	--	--	--	--		13:40	14:15	14:50	15:25	16:00
Gondola	--	--	--	--	--	--		13:45	14:20	14:55	15:30	16:05
Hirafu Welcome Centre	--	--	--	--	--	--		13:50	14:25	15:00	15:35	16:10
Tomo Niseko	--	--	--	--	--	--		--	--	--	--	--
Country Resort (Return)	--	--	--	--	--	--		14:00	14:35	15:10	15:45	16:20



Night Route

- Bus departs approximately every 45 minutes from 16:35 to 21:00

Bus Stop ▼	Drop Off and Pick Up						
Country Resort (Depart)	16:35	17:20	18:05	18:50	19:35	20:20	
Tomo Niseko	16:40	17:25	18:10	18:55	19:40	20:25	
Seicomart Bus Stop/Hirafu Intersection	16:50	17:35	18:20	19:05	19:50	20:35	
Hirafu Welcome Centre	17:00	17:45	18:30	19:15	20:00	20:45	
Tomo Niseko	17:10	17:55	18:40	19:25	20:10	20:55	
Country Resort (Return)	17:15	18:00	18:45	19:30	20:15	21:00	



Country Resort

During busy periods, the shuttle bus may be delayed by 5-10 minutes.
Thank you for your patience and understanding.