

[La même chose en vidéo](#)

<https://youtu.be/YFdbdtjW4KE>


Caleosol Tradi ECO , XPS: le guide de pose avec le puzzle

Pèces du standard

grand retour



Droit 20 cm



Petit retour



Pas
20 cm

Pas
10 - 20
cm

Pas
10 cm


Pèces du kit puzzle

00 – grand retour

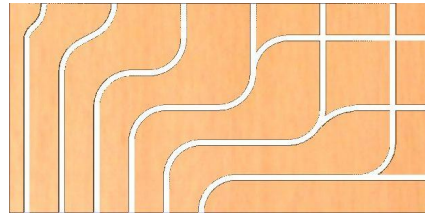


Pas
20 cm

01 – coudes 20 cm

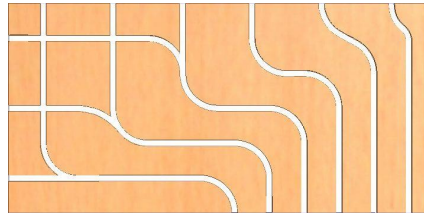


05 – zig zag droit




Pas
10 - 20
cm

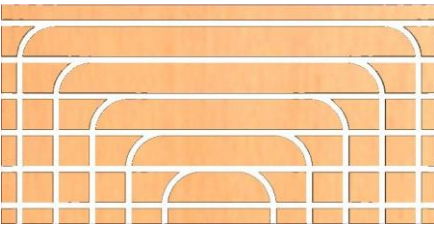
06 – zig zag gauche



02 – coudes 10 – 20 cm




04 – coudes 10 cm






Pas
10 cm

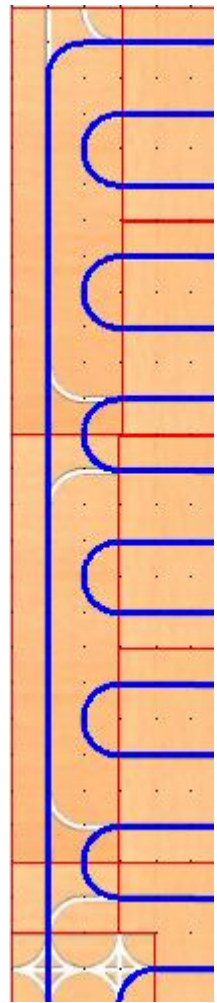
03 – droit 10 cm



grands retours

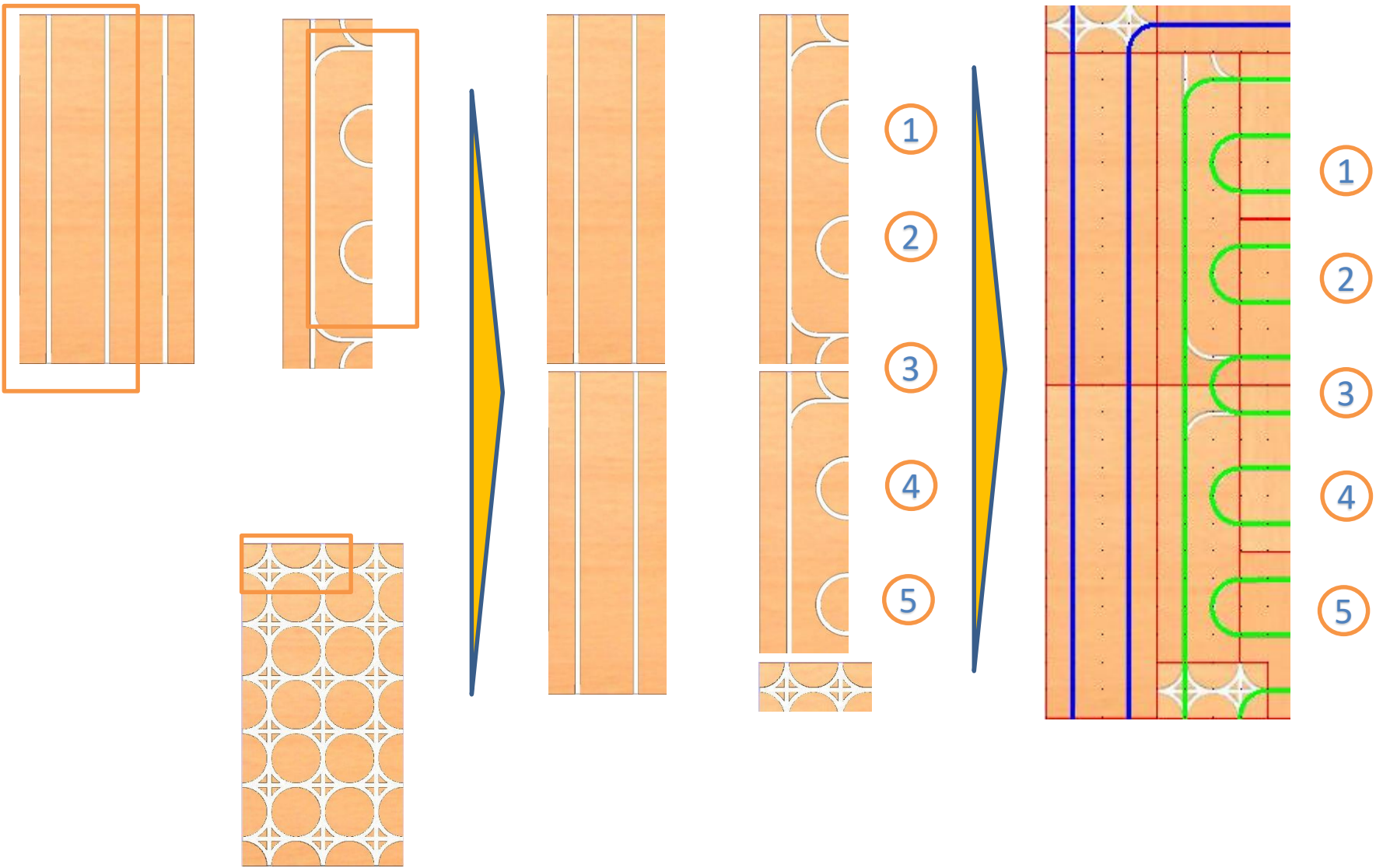


- ①
- ②
- ③
- ④
- ⑤
- ⑥

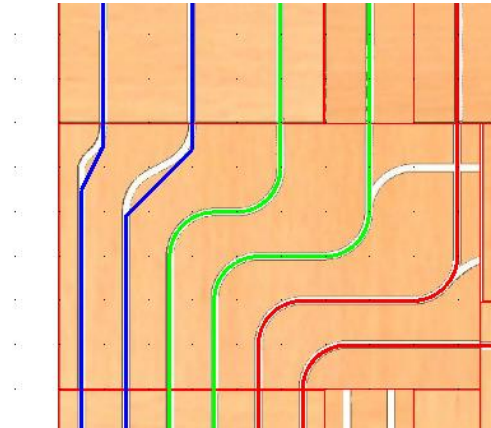
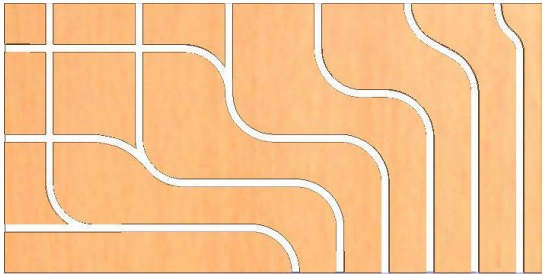
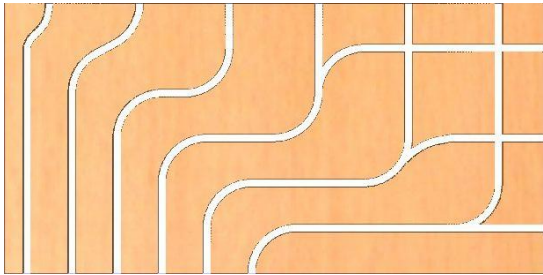


- ①
- ②
- ③
- ④
- ⑤
- ⑥

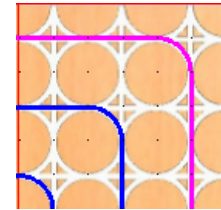

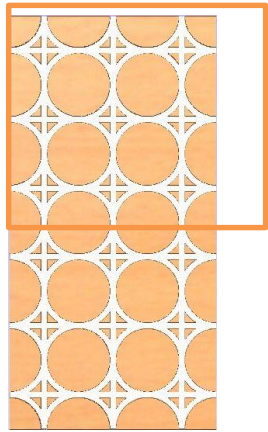
grands retours



Sortie de couloir ou nourrice pas 10 vers pas de 20 cm



Les coudes pas de 20 cm



Les coudes pas de 10 vers 20 cm

