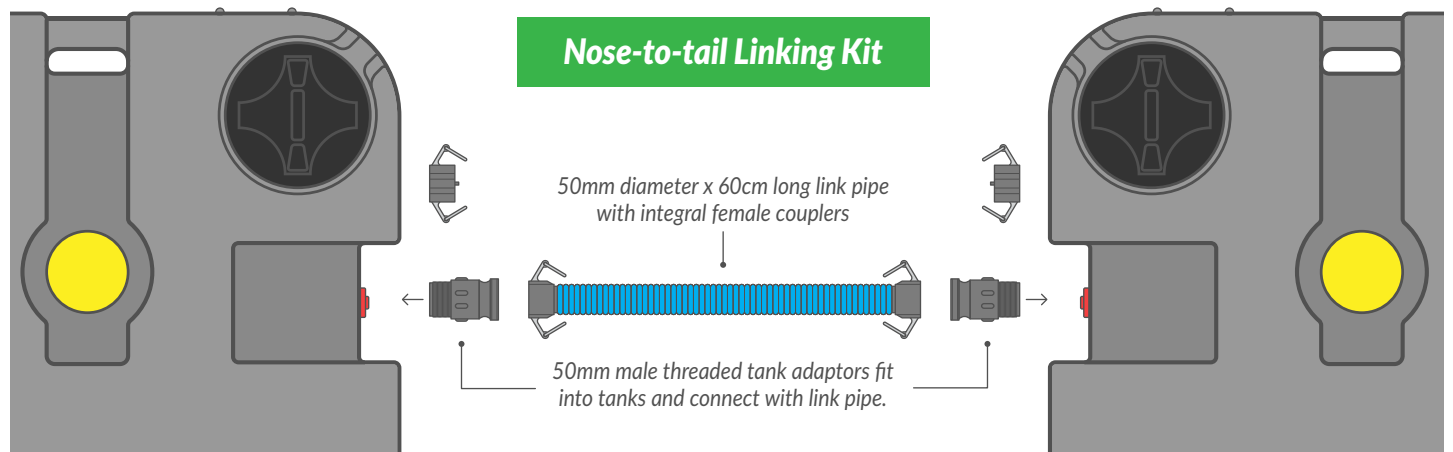
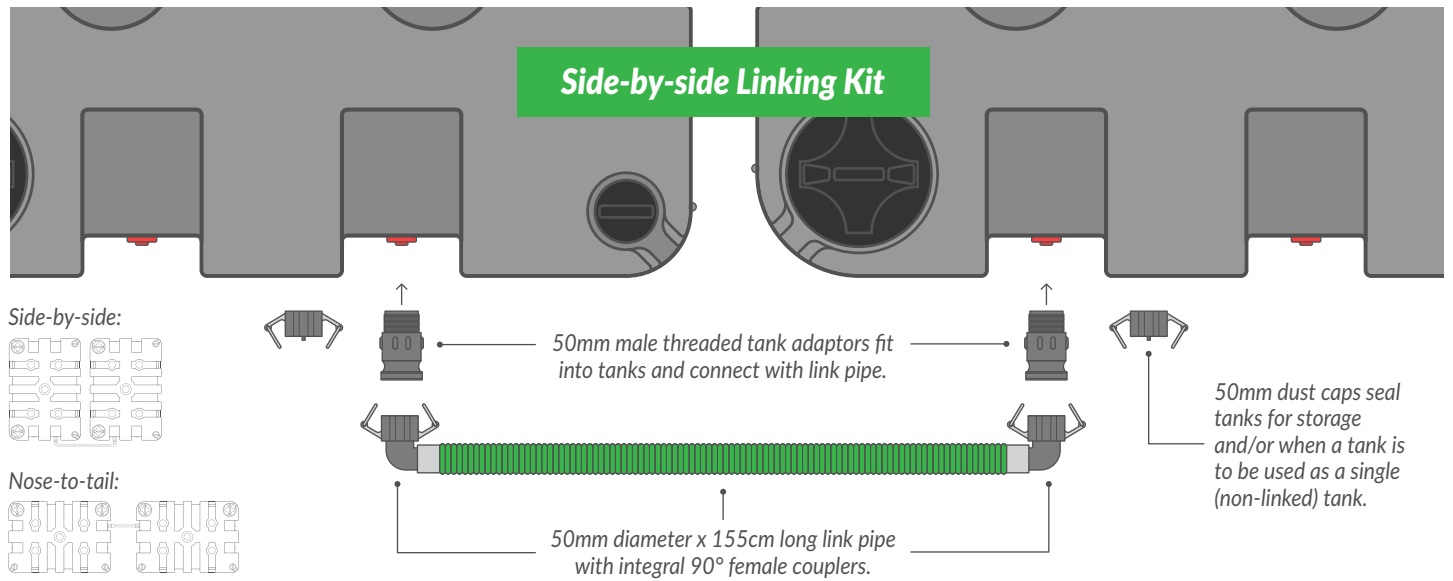




## Linking two or more Tuff Tanks

Easily extend the volume of waste you capture by using our linking kit to connect two or more tanks together.

**Valid for: all Tuff Tank variants since January 2015.**  
TT3, TT500, TT750 & TT1000.



### Flexibility - you choose...

With options to link tanks **side-by-side** or **nose-to-tail**, two easily accessible ports at each end of the tank allow simple connection from one tank to another... and so on... to give even greater flexibility on site.



**Note:** To convert tanks back into standalone versions simply empty the contents, remove the link pipe and fit the 50mm dust caps to the tank adaptors.



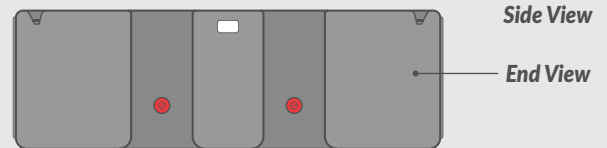
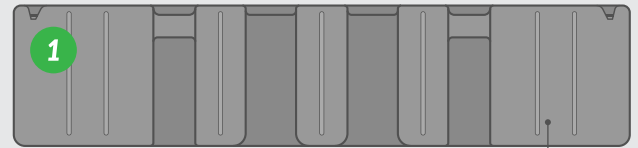


## Tuff Tank Linking Instructions

### TT3, TT500, TT750 & TT1000

- 1 Lay tank flat** and ensure it is **empty**. You will be making a hole through the skin of the tank!
- To convert each tank, **remove the red caps** to reveal the **52mm brass inserts** (2 at each end).
- Visualise how you want the linking kit to work and select the **appropriate inserts** you wish to convert (either for **side-by-side** or **nose-to-tail** linking).  
  
**NOTE:** The grey plastic exposed once red cap is removed is the wall of the tank and will need to be holed (*drilled out*) to allow the tank contents to flow through.
- Use a **51mm hole saw** to **drill through** the centre of the port, **inside** the brass threaded insert.
- Screw the 50mm male threaded tank adaptor** into the brass insert. For best results use **PTFE tape** to create a **watertight seal**.
- Connect the linking pipe.**

**NOTE:** When tanks are not linked, seal the holes using the 50mm dust caps, ensuring that the locking rings are folded over securely. Your tank will now work as a standalone tank.



### Additional Notes

- Always ensure tank is **empty** before carrying out any conversion work
- Multiple tanks can be linked to create the waste volume you need e.g. 3 side-by-side link kits will link 4 tanks
- Linked tanks must be at the same ground level
- Tanks must not be stacked with contents onboard
- Custom hose lengths are available - **call for details**