



IBC - 1000 Litre Water Cube - New



**Tough,
robust,
flexible.**

Certified as new and rated UN 31HA1/Y / BAM12257

Offer water anywhere...

For toilet blocks, site welfare units, mobile canteens or just for mixing cement, construction sites and event venues will always require fresh water. For remote locations or for any site with no access to mains water, our IBC offers the opportunity to supply water wherever needed. To dispense water, choose from upgrade options of a manual pump or powered water pumps to supply water under pressure for a range of applications.



Electric on-demand Pumps



Manual Pumps



Petrol-powered Pumps

Linkable, stackable and practical

For space-saving on site and in storage, IBCs can be stacked 2-high (full) and 4-high (empty). We stock a comprehensive range of components for water dispensing and linking, whatever your application.

Technical Advantages

- Robust/lightweight: just 60-64 KGs "dry weight"
- White container made from foodsafe HDPE
- Suitable for potable water
- Reinforced, tubular, galvanised steel cage
- Corner guards to protect inner container
- Inbuilt 2" drain valve (alu-foil sealed) and 6" cap

Applications

Portable Sanitation Industry:

- site welfare units and toilet blocks
- showers and kitchen facilities
- outdoor catering outlets

Construction Industry:

- cement-mixing
- pressure-washing / wash-down booths
- AdBlue dispensing



**IBC Adaptor Tap 2"
to 3/4" or 1/2" hose**



**Buttress Adaptor
Female 2" to 1"
male cam**

Technical Data*

Volume:	1000 L	220 Gallons
Height:	1160mm	46"
Width:	1000mm	39"
Length:	1200mm	47"
Dry Weight:	64kg	141 lbs
Wet Weight (water):	1064kg	2340 lbs
Stackable Height (empty/full):	4	2

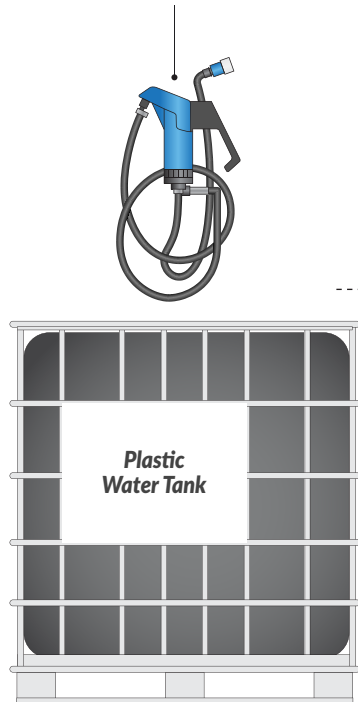
*We reserve the right to amend the technical specification to improve the product without prior notification. All dimensions approximate.



IBC - Sample Applications

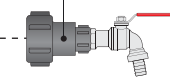
e.g. Dispense water by electric pump or under gravity

Manual Dispensing pump
(e.g. AdBlue, Portable Toilet Additives etc.)



Manual tap
(gravity feed)

or



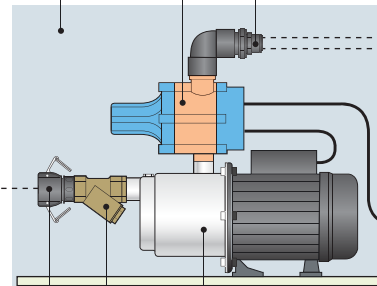
2"-1"
Buttress
Adaptor

1 metre
flexible pipe

Box with lid (optional)

Pressure switch

John Guest 15mm push-fit



Pump
inlet

Filter

Pump

110V IP44
plug to supply

230V IP44
plug to supply

15mm rigid pipe
connection

or

230V IP44
plug to supply

**Pressure
Discharge**

e.g. Dispense water by
petrol-powered pump
or under gravity

2" Buttress
Adaptor to 1"
Male Camlock



1" hose barb
& male thread



1" tee
piece

1" ball
valve

1" hose barb
& male thread

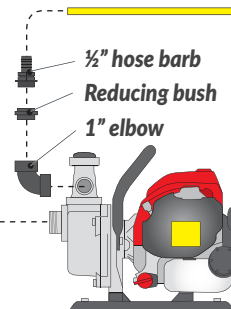
1" Jubilee clip

Braided hose
Ø 1" x 33cm

1" Jubilee clips

1" hose barb
& male thread

1" female coupler



Honda WX10
1" Water Pump

½" x 60ft hose reel

½" hose

**Pressure
Discharge**

**Manual
Discharge**

A wide range of alternative fittings and accessories.

- AdBlue dispensing pump
- Self-priming pressure washer
- IBC spill bund
- IBC thermal cover
- IBC raised pallet
- 1" and 2" petrol-powered water pumps



Contact us for
more information.