



IBC - 1000 Litre Water Container



**Tough,
robust,
flexible.**

Offer water anywhere...

For toilet blocks, site welfare units, mobile canteens or just for mixing cement, construction sites and event venues will always require fresh water. For remote locations or for any site with no access to mains water, our IBC offers the opportunity to supply water wherever needed. To dispense water, choose from upgrade options of a manual pump or powered water pumps to supply water under pressure for a range of applications.



Electric on-demand Pumps



Manual Pumps



Petrol-powered Pumps

Linkable, stackable and practical

For space-saving on site and in storage, IBCs can be stacked 2-high (full) and 4-high (empty). We stock a comprehensive range of components for water dispensing and linking, whatever your application.

Technical Advantages

- Low weight, just 60-64kgs "dry weight"
- Black container to minimise algae build-up
- Reinforced, tubular steel cage (galvanised)
- Corner guards to protect inner container
- Plastic/metal pallet with steel plate cover
- Inbuilt drain valve and vented, 6" filling cap
- Reconditioned and tested to ISO 9002

Applications

Portable Sanitation Industry:

- site welfare units and toilet blocks
- showers and kitchen facilities

Construction Industry:

- cement-mixing
- pressure-washing / wash-down booths
- AdBlue dispensing



IBC Adaptor Tap 2"
to 3/4" or 1/2" hose



Buttress Adaptor
Female 2" to 1"
male cam

Technical Data*

Volume:	1000 L	220 Gallons
Height:	1160mm	46"
Width:	1000mm	39"
Length:	1200mm	47"
Dry Weight:	64kg	141 lbs
Wet Weight (water):	1064kg	2340 lbs
Stackable Height (empty/full):	4	2

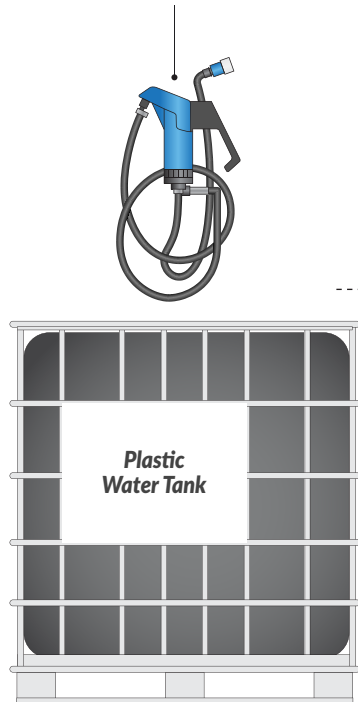
*We reserve the right to amend the technical specification to improve the product without prior notification. All dimensions approximate.



IBC - Sample Applications

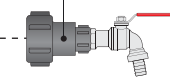
e.g. Dispense water by electric pump or under gravity

Manual Dispensing pump
(e.g. AdBlue, Portable Toilet Additives etc.)



Manual tap
(gravity feed)

or



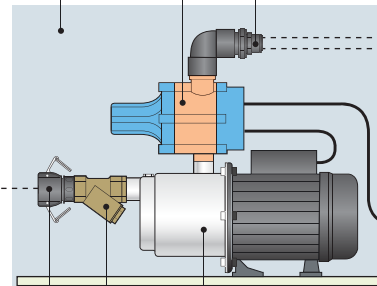
2"-1"
Buttress
Adaptor

1 metre
flexible pipe

Box with lid (optional)

Pressure switch

John Guest 15mm push-fit



Pump
inlet

Filter

Pump

110V IP44
plug to supply

230V IP44
plug to supply

15mm rigid pipe
connection

or

15mm rigid pipe
connection

15mm rigid pipe
connection

15mm rigid pipe
connection

15mm rigid pipe
connection

15mm rigid pipe
connection

15mm rigid pipe
connection

15mm rigid pipe
connection

15mm rigid pipe
connection

15mm rigid pipe
connection

15mm rigid pipe
connection

15mm rigid pipe
connection

15mm rigid pipe
connection

15mm rigid pipe
connection

15mm rigid pipe
connection

15mm rigid pipe
connection

15mm rigid pipe
connection

15mm rigid pipe
connection

15mm rigid pipe
connection

15mm rigid pipe
connection

15mm rigid pipe
connection

15mm rigid pipe
connection

15mm rigid pipe
connection

15mm rigid pipe
connection

15mm rigid pipe
connection

15mm rigid pipe
connection

15mm rigid pipe
connection

15mm rigid pipe
connection

15mm rigid pipe
connection

15mm rigid pipe
connection

15mm rigid pipe
connection

15mm rigid pipe
connection

15mm rigid pipe
connection

15mm rigid pipe
connection

15mm rigid pipe
connection

15mm rigid pipe
connection

15mm rigid pipe
connection

15mm rigid pipe
connection

15mm rigid pipe
connection

15mm rigid pipe
connection

15mm rigid pipe
connection

15mm rigid pipe
connection

15mm rigid pipe
connection

15mm rigid pipe
connection

15mm rigid pipe
connection

15mm rigid pipe
connection

15mm rigid pipe
connection

15mm rigid pipe
connection

Pressure
Discharge

e.g. Dispense water by
petrol-powered pump
or under gravity

2" Buttress
Adaptor to 1"
Male Camlock



1" hose barb
& male thread



1" tee
piece

Braided hose
Ø 1" x 33cm

Braided hose
Ø 1" x 33cm

Braided hose
Ø 1" x 33cm

Braided hose
Ø 1" x 33cm

Braided hose
Ø 1" x 33cm

Braided hose
Ø 1" x 33cm

Braided hose
Ø 1" x 33cm

Braided hose
Ø 1" x 33cm

Braided hose
Ø 1" x 33cm

Braided hose
Ø 1" x 33cm

Braided hose
Ø 1" x 33cm

Braided hose
Ø 1" x 33cm

Braided hose
Ø 1" x 33cm

Braided hose
Ø 1" x 33cm

Braided hose
Ø 1" x 33cm

Braided hose
Ø 1" x 33cm

Braided hose
Ø 1" x 33cm

Braided hose
Ø 1" x 33cm

Braided hose
Ø 1" x 33cm

Braided hose
Ø 1" x 33cm

Braided hose
Ø 1" x 33cm

Braided hose
Ø 1" x 33cm

Braided hose
Ø 1" x 33cm

Braided hose
Ø 1" x 33cm

Braided hose
Ø 1" x 33cm

Braided hose
Ø 1" x 33cm

Braided hose
Ø 1" x 33cm

Braided hose
Ø 1" x 33cm

Braided hose
Ø 1" x 33cm

Braided hose
Ø 1" x 33cm

Braided hose
Ø 1" x 33cm

Braided hose
Ø 1" x 33cm

Braided hose
Ø 1" x 33cm

Braided hose
Ø 1" x 33cm

Braided hose
Ø 1" x 33cm

1" female coupler

1" hose barb
& male thread

1" hose barb
& male thread

1" hose barb
& male thread

1" hose barb
& male thread

1" hose barb
& male thread

1" hose barb
& male thread

1" hose barb
& male thread

1" hose barb
& male thread

1" hose barb
& male thread

1" hose barb
& male thread

1" hose barb
& male thread

1" hose barb
& male thread

1" hose barb
& male thread

1" hose barb
& male thread

1" hose barb
& male thread

1" hose barb
& male thread

1" hose barb
& male thread

1" hose barb
& male thread

1" hose barb
& male thread

1" hose barb
& male thread

1" hose barb
& male thread

1" hose barb
& male thread

1" hose barb
& male thread

1" hose barb
& male thread

1" hose barb
& male thread

1" hose barb
& male thread

1" hose barb
& male thread

1" hose barb
& male thread

1" hose barb
& male thread

1" hose barb
& male thread

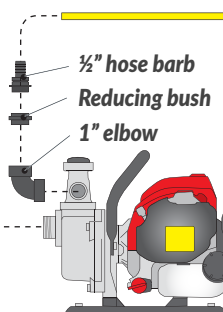
1" hose barb
& male thread

1" hose barb
& male thread

1" hose barb
& male thread

1" hose barb
& male thread

1" hose barb
& male thread



Honda WX10
1" Water Pump

½" x 60ft hose reel

Pressure
Discharge

Manual
Discharge

A wide range of alternative fittings and accessories.

- AdBlue dispensing pump
- Self-priming pressure washer
- IBC spill bund
- IBC thermal cover
- IBC raised pallet
- 1" and 2" petrol-powered water pumps



Contact us for
more information.