


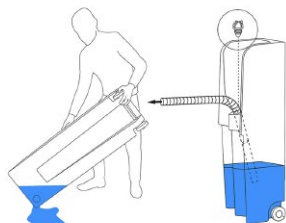



Pee One - single urinal on wheels




Mobile urinal...easily positioned

This purpose built urinal is the perfect product to provide a solution across a range of applications. Whether you need to supply a urinal on a high-rise building when the main toilets are many storeys below, provide a close solution for care home occupants or position strategically at events to reduce waiting times for toilets...**use the Pee One.**



Easy to position and move



Applications

- High rise construction sites
- Care homes
- Beer gardens / stag parties
- Leisure events
- Campsites and festivals - to reduce toilet queues



Features

- A single urinal with high sides for screening
- Inbuilt grip and wheels make this urinal easy to position, set up and move to be emptied
- Two options to empty
- 11 gallon / 50 litre capacity
- 227 uses at an average of .22 litres per "visit" (see footer)

Operation:

Position where required. Full units can be emptied by a portable toilet service company, or users can empty waste to a suitable foul sewer using the inbuilt drain.

Technical Data*

Height:	1200mm
Width:	390mm
Depth:	330mm
Weight: (empty / full)	10kgs / 60kgs
Colour:	Light granite

*We reserve the right to amend the technical specification to improve the product without prior notification.



Contact us for more information.

"Visits" assumes an average of 0.22 litres (0.38 pints) per user. Male and female bladders typically hold up to 700ml (male) and 500ml (female).