



US00D666338S

(12) **United States Design Patent**
Gold

(10) **Patent No.:** **US D666,338 S**

(45) **Date of Patent:** **** Aug. 28, 2012**

(54) **LAMP**

(76) Inventor: **Bryan Gold**, Carefree, AZ (US)

(**) Term: **14 Years**

(21) Appl. No.: **29/406,672**

(22) Filed: **Nov. 17, 2011**

(51) **LOC (9) Cl.** **26-04**

(52) **U.S. Cl.** **D26/2**

(58) **Field of Classification Search** D26/1-4,
D26/28; 313/313, 315, 316, 317, 318, 493;
315/52, 53, 56, 57, 58

See application file for complete search history.

(56) **References Cited**

U.S. PATENT DOCUMENTS

D542,943	S	*	5/2007	Wang	D26/2
D544,110	S	*	6/2007	Hooker et al.	D26/2
D546,980	S	*	7/2007	Lo	D26/2
D547,886	S	*	7/2007	Foo	D26/2
D549,854	S	*	8/2007	Takahashi	D26/2
D566,300	S	*	4/2008	Lo	D26/2
D582,579	S	*	12/2008	Tsai et al.	D26/2
D587,383	S	*	2/2009	Wei	D26/2

* cited by examiner

Primary Examiner — Marcus Jackson

(74) *Attorney, Agent, or Firm* — James M Smedley LLC;
James Michael Smedley, Esq.

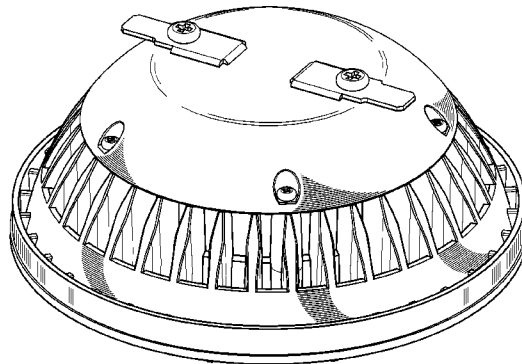
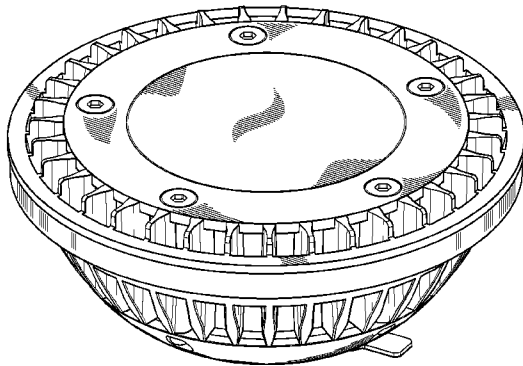
(57) **CLAIM**

I claim the ornamental design for a lamp, as shown and described.

DESCRIPTION

FIG. 1 is a perspective view showing the new design.
FIG. 2 is a rear perspective view showing the new design.
FIG. 3 is a side view showing the new design.
FIG. 4 is a top view showing the new design.
FIG. 5 is a bottom view showing the new design.
FIG. 6 is a side view showing the new design; and,
FIG. 7 is a side view showing the new design.
The shading lines shown in the drawings represent the approximate three-dimensional contour of the design, and are not intended to indicate surface decoration.

1 Claim, 4 Drawing Sheets



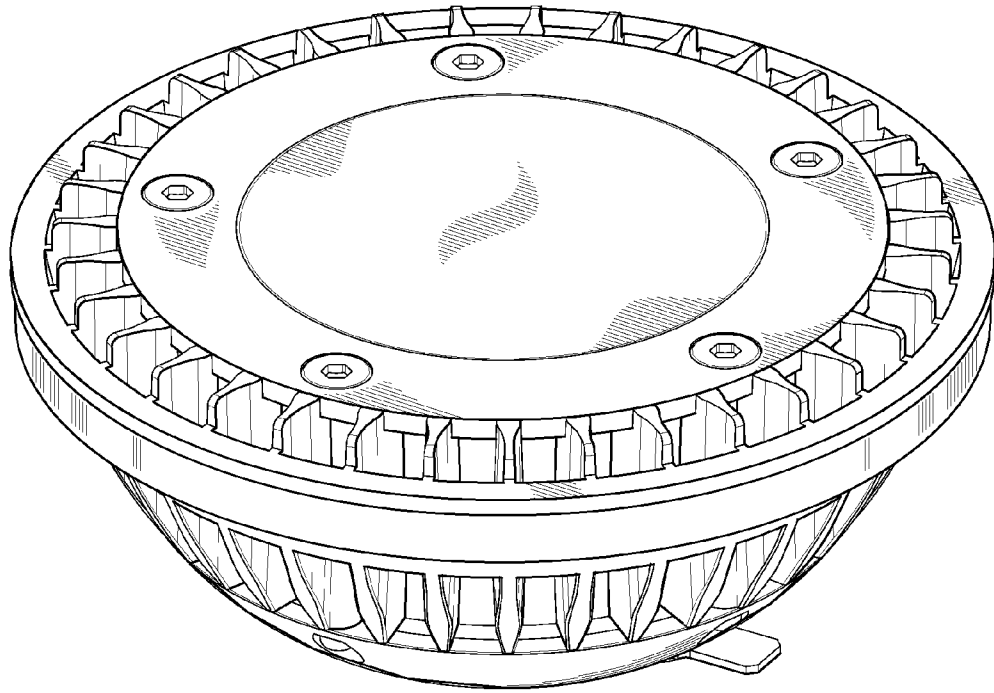


FIG. 1

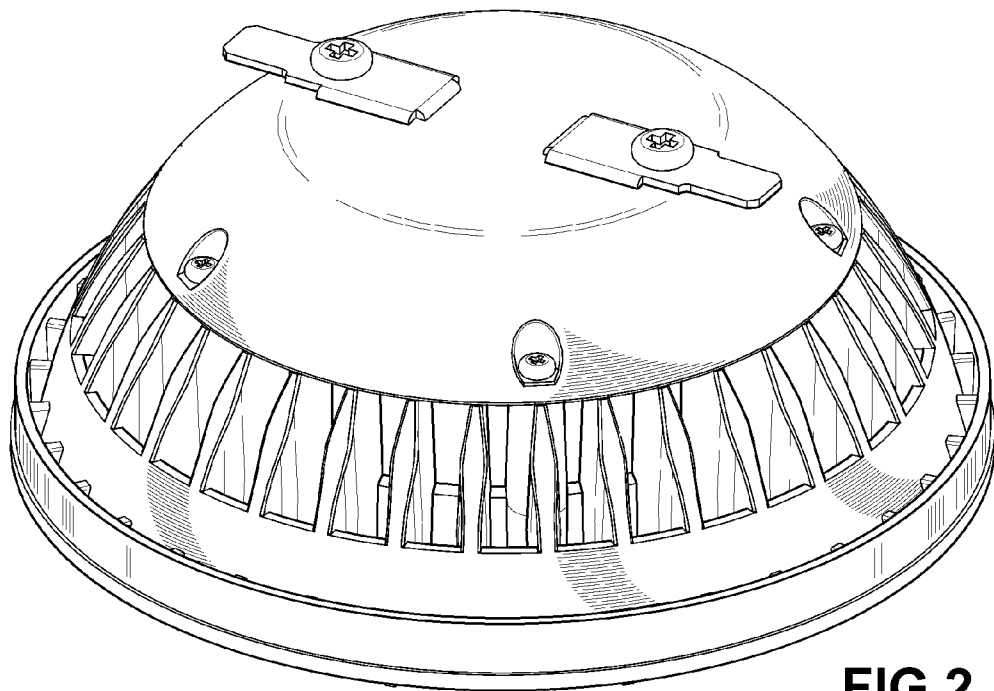


FIG. 2

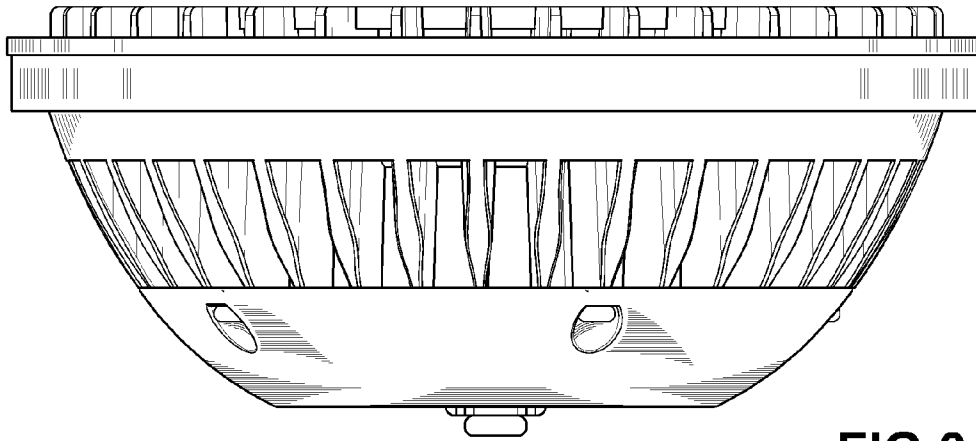


FIG.3

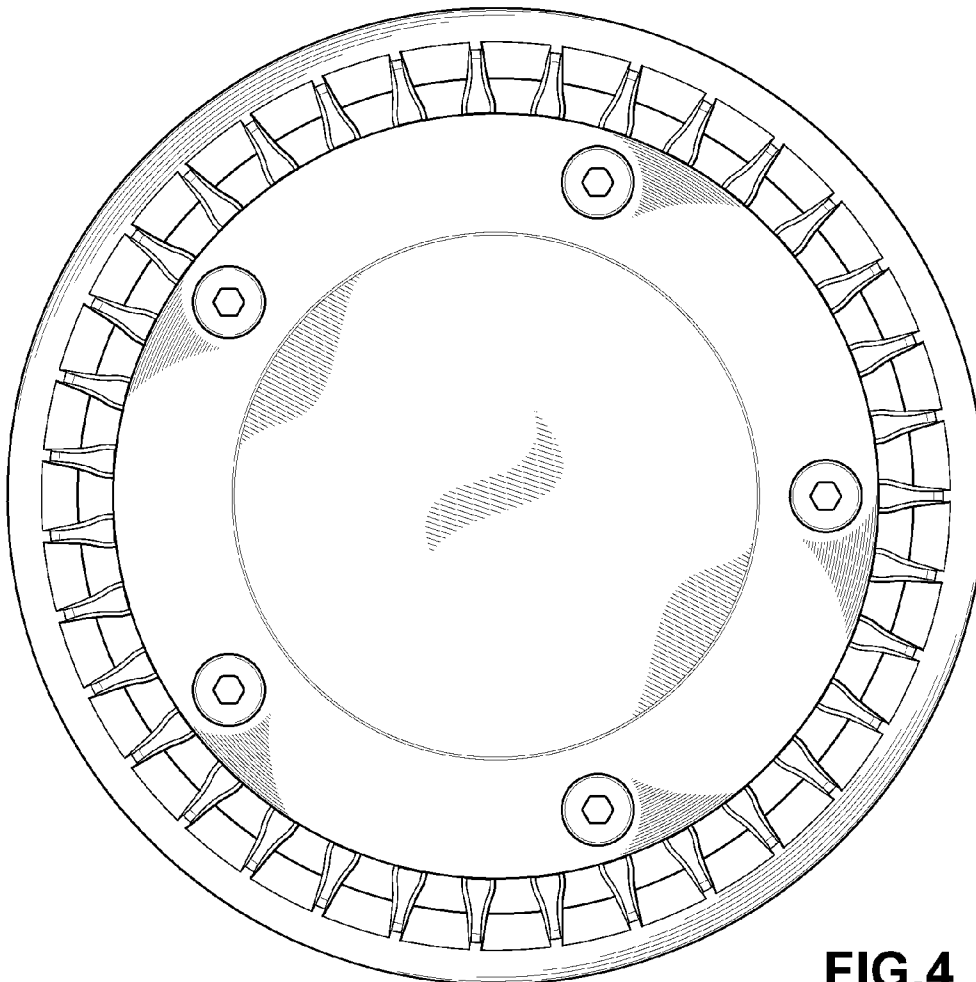


FIG.4

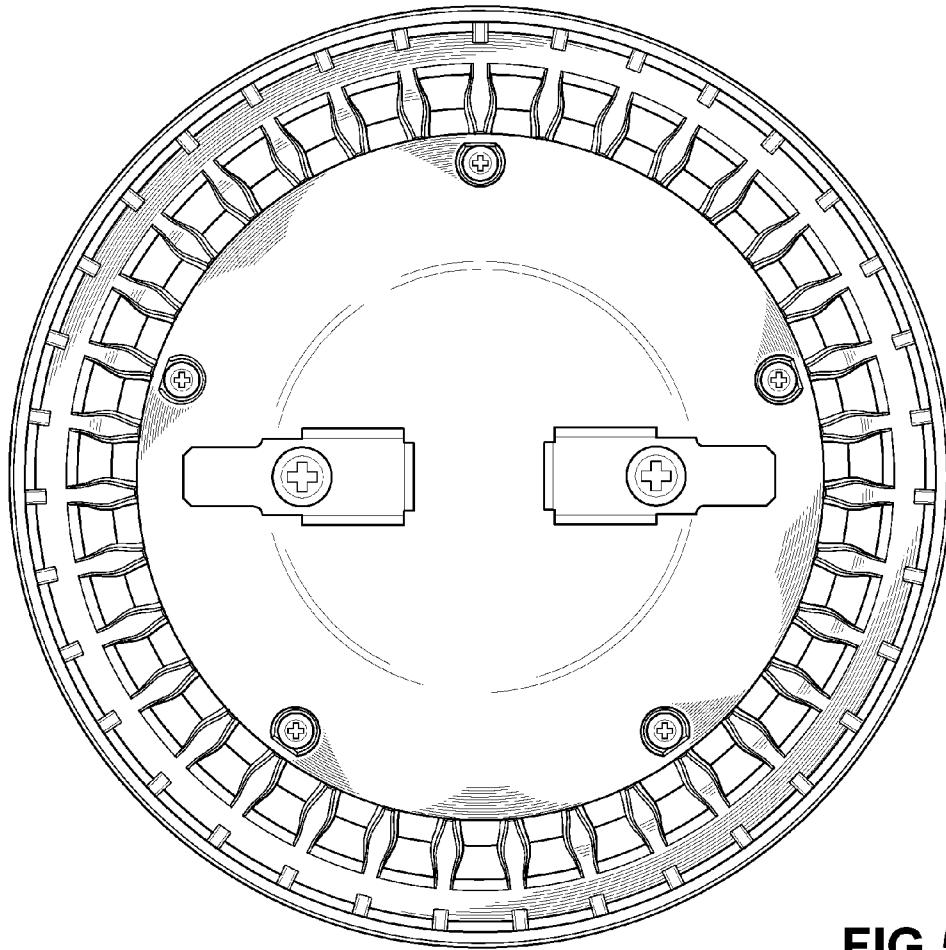


FIG. 5

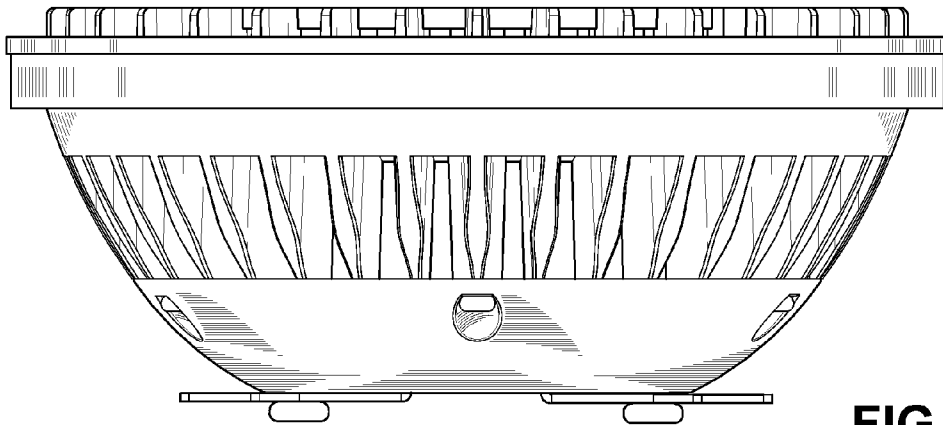


FIG. 6

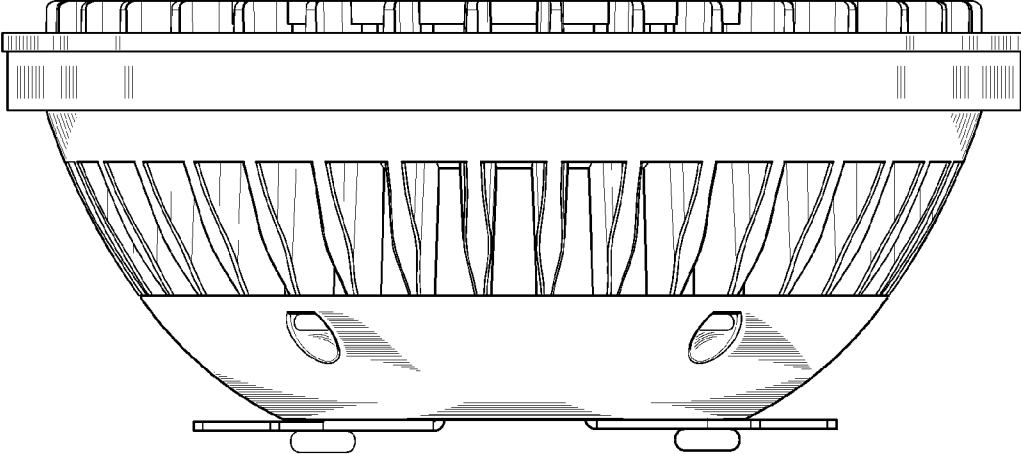


FIG. 7