



US00D669532S

(12) **United States Design Patent**  
**Killian**

(10) **Patent No.:** **US D669,532 S**

(45) **Date of Patent:** **\*\* Oct. 23, 2012**

(54) **BULLETIN BOARD**

(75) Inventor: **Travis Killian**, New York, NY (US)

(73) Assignee: **Enduravision, Inc.**, New York, NY (US)

(\*\*) Term: **14 Years**

(21) Appl. No.: **29/414,684**

(22) Filed: **Mar. 1, 2012**

(51) **LOC (9) Cl.** ..... **19-06**

(52) **U.S. Cl.** ..... **D19/52**

(58) **Field of Classification Search** ..... D6/300,  
D6/310; D14/336, 371, 374; D19/52; D20/10,  
D20/27, 39, 40, 42; 40/581, 584, 611.01;  
312/230; 345/173; 434/408, 410, 415  
See application file for complete search history.

(56) **References Cited**

**U.S. PATENT DOCUMENTS**

1,830,506	A *	11/1931	Cowing	.....	40/607.15
D157,715	S *	3/1950	Wolfe	.....	D19/91
3,337,059	A *	8/1967	Le Hoy	.....	211/107
D256,138	S *	7/1980	Tesar	.....	D20/10
D274,589	S *	7/1984	Christensen et al.	.....	D6/302
4,940,147	A *	7/1990	Hunt	.....	211/40
D316,107	S *	4/1991	Lockner	.....	D19/20
5,040,687	A *	8/1991	Whittington	.....	211/40
5,058,734	A *	10/1991	Scheible	.....	206/83
D331,421	S *	12/1992	Ross	.....	D19/33
5,172,504	A *	12/1992	De Maat et al.	.....	40/605
D399,528	S *	10/1998	Kramer	.....	D19/33
5,988,405	A *	11/1999	Weisenburger	.....	211/40
D420,223	S *	2/2000	Chipman et al.	.....	D6/332
6,054,968	A *	4/2000	De Matteo	.....	312/7.2

7,373,747	B1 *	5/2008	Wiemer et al.	.....	40/605
D578,668	S *	10/2008	Delmestri et al.	.....	D25/158
7,431,590	B2 *	10/2008	Gerhardt	.....	434/408
2008/0116088	A1 *	5/2008	Roberts	.....	206/232
2011/0042541	A1 *	2/2011	Spencer et al.	.....	248/447.1

\* cited by examiner

*Primary Examiner* — Elizabeth Albert

(74) *Attorney, Agent, or Firm* — James M Smedley LLC;  
James Michael Smedley, Esq.

(57) **CLAIM**

I claim the ornamental design for a bulletin board, as shown and described.

**DESCRIPTION**

FIG. 1 is a perspective view showing the new design.

FIG. 2 is a front view showing the new design.

FIG. 3 is a rear view showing the new design.

FIG. 4 is a top view showing the new design.

FIG. 5 is a side view showing the new design.

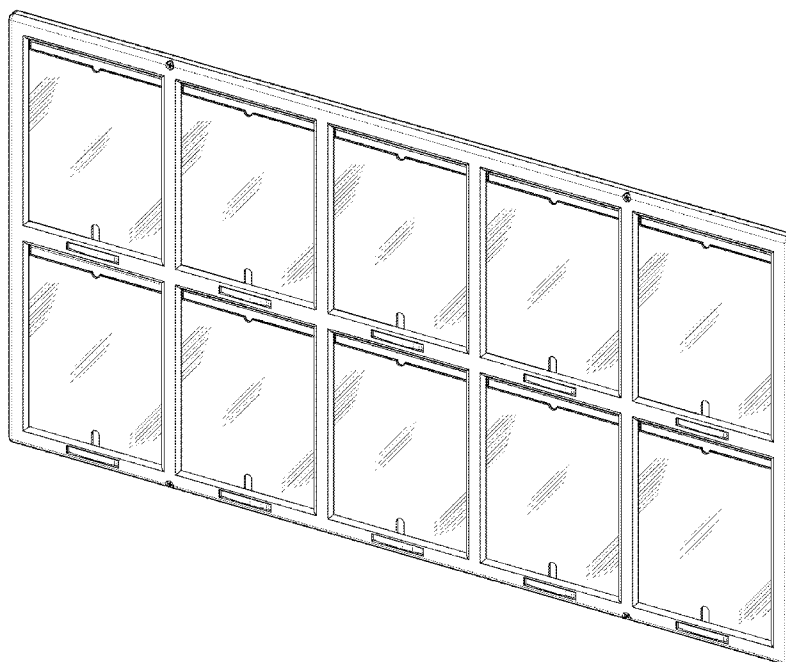
FIG. 6 is a cross-sectional view taken along the line 6-6 in FIG. 2.

FIG. 7 is an opposite side view from that shown in FIG. 5.

FIG. 8 is a front perspective view of one of the ten label components on the board in FIGS. 1 and 2, shown by itself without the other label components or the board for convenience; and,

FIG. 9 is a rear perspective view of the label component shown in FIG. 8.

**1 Claim, 5 Drawing Sheets**



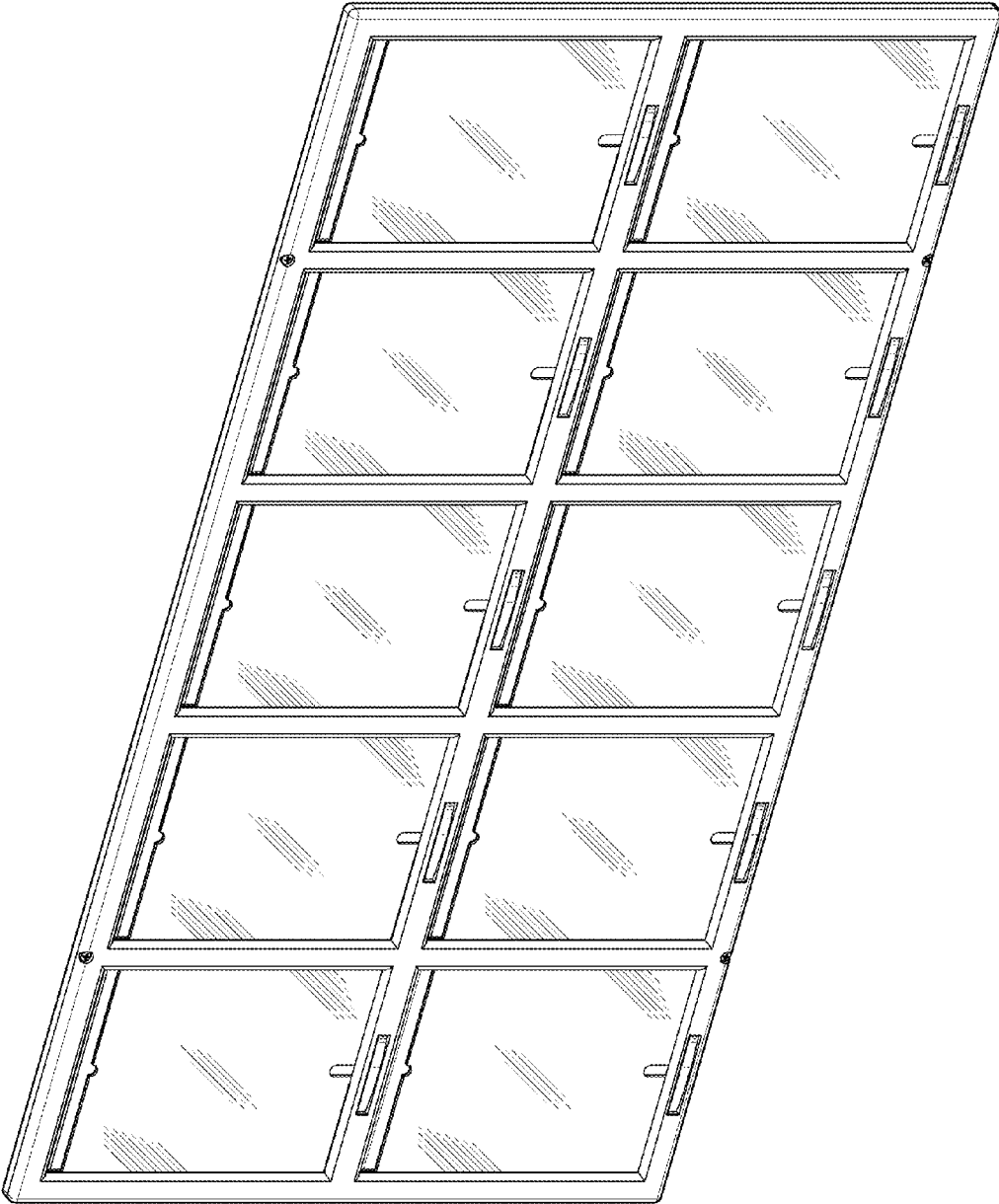


FIG. 1

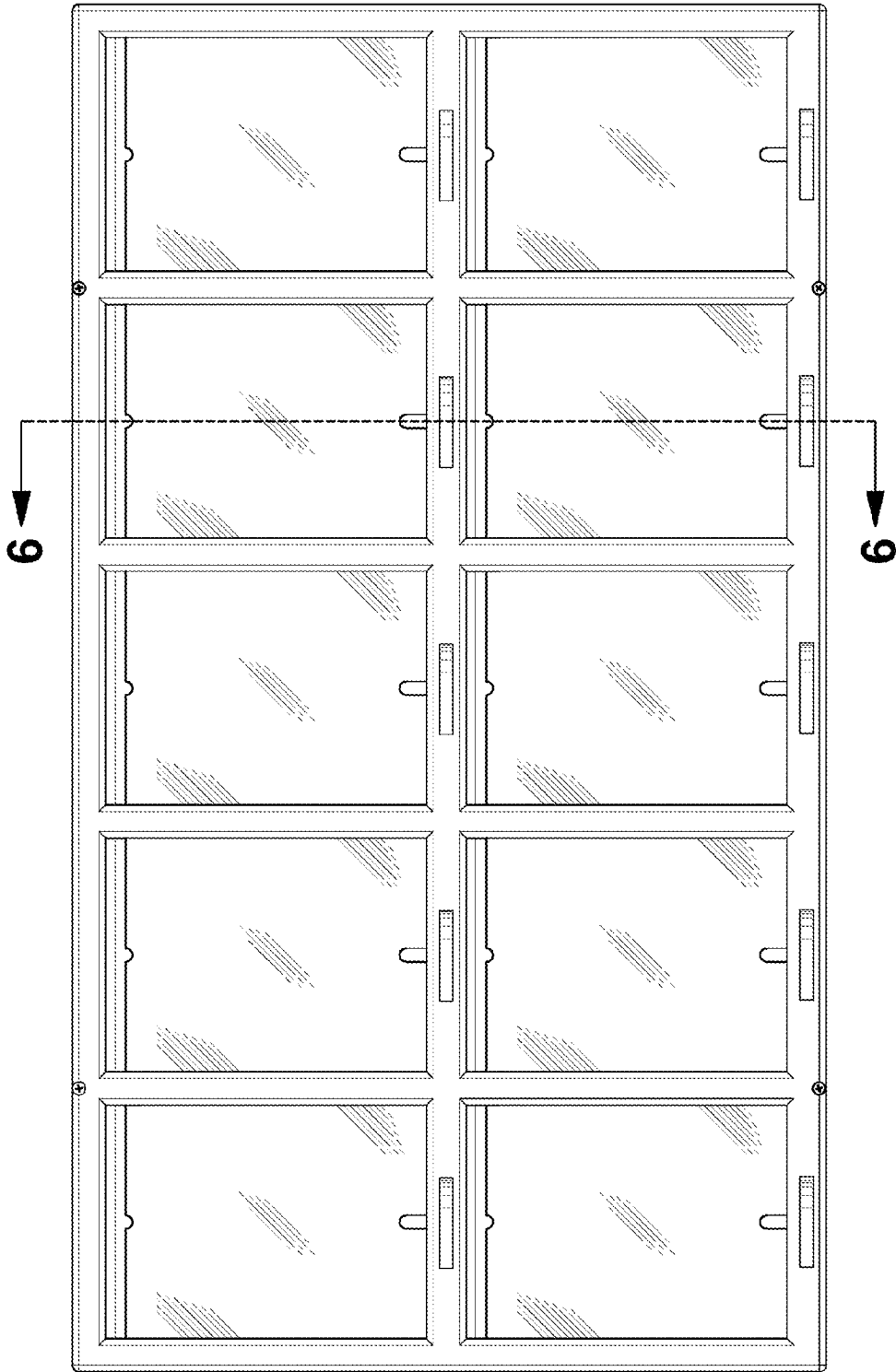


FIG. 2




FIG. 3




FIG. 4




FIG. 5



FIG. 6

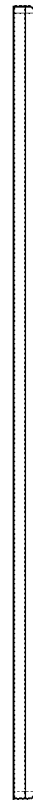
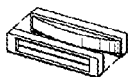
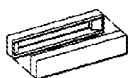


FIG. 7



**FIG. 8**



**FIG. 9**