




WOOD OPTIONS




Natural Oak




Carbon Oak



Dark Java Oak



Chalk Oak




Walnut


DUCO



Black
High Gloss



Black Satin



Saddle Wood
High Gloss



Saddle Wood
Satin



Light Grey
High Gloss




Light Grey
Satin




Charcoal
High Gloss



Charcoal Satin



White
High Gloss



White
Satin

DESCRIPTION

Oak / Walnut Frame Options | Timber Plinth | MDF DUCO Doors

DIMENSIONS

2500W x 500D x 550H mm | 98.5W x 19.7D x 21.7H in

DISCLAIMERS:

TIMBER - Different textures, grains, colouration and densities are all natural characteristics of timbers. We find these variances an inherent and valuable part of the natural beauty of wood, no two pieces are the same making each OKHA design a unique, characterful piece and each product will be different from the next. Timber movement will also occur as this is a natural product.

METALS - All raw metals; brass, copper, mild steel in their respective finishes are unsealed. Metals in a raw, natural and unsealed state will oxidise and change in colour and tone. This is a completely natural process, therefore all our metal finishes will need to be maintained with an appropriate wax/crème, the application of which will build up a natural sealant over time. **Ferrogain**: a lightly textured matte paint finish.