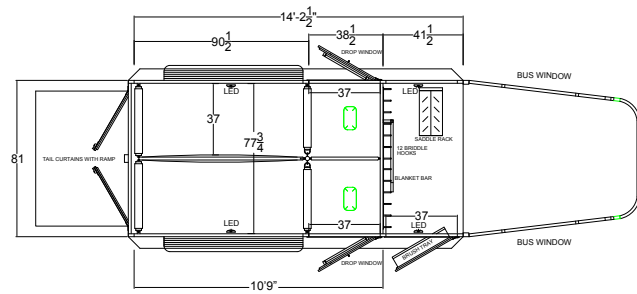
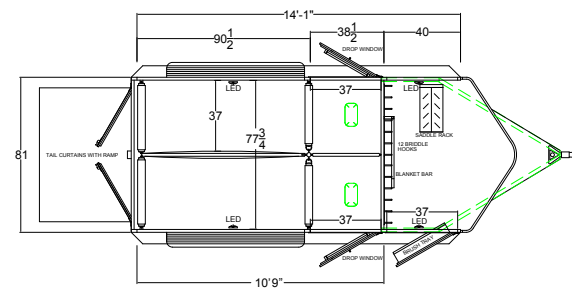


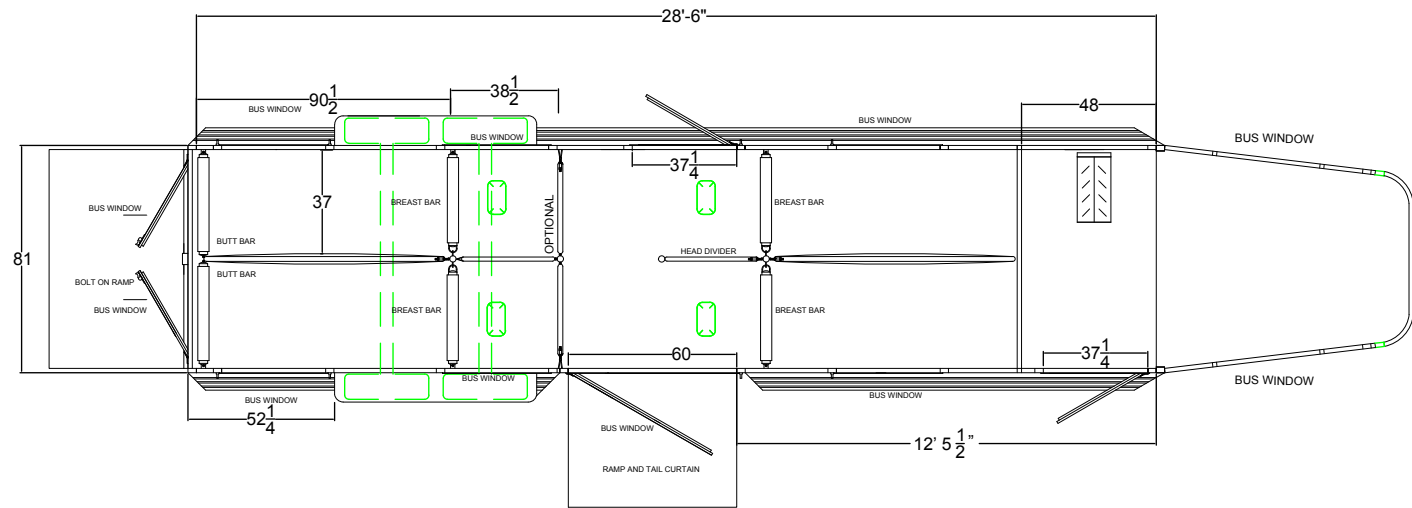
2 Horse WarmBlood GooseNeck



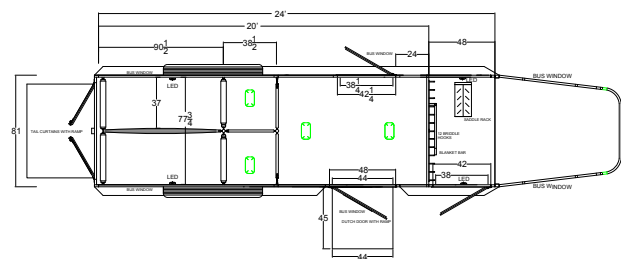
2 Horse WarmBlood Bumper Pull



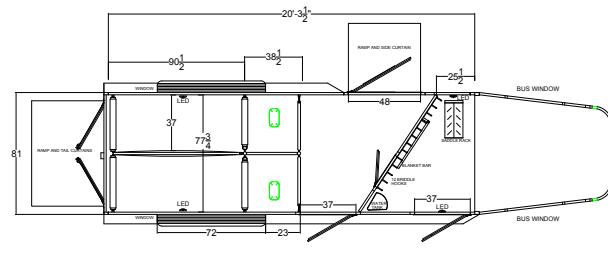
4 Horse Head to Head



2+1 (Optional) Straight Wall



2+1 Slant Wall



Under The Hat Family

LOGANCOACH.COM

WARMBLOOD



**NOT JUST FOR SHOW
BUT IT SURE SHOWS GOOD**



www.LoganCoach.com

LOGAN COACH, INC.
2990 South 800 West Nibley, UT 84321 (435) 752-3737

WARM BLOOD

EXTRA LARGE, COMPETITIVELY PRICED



Tail Curtains with Ramp



WARM BLOOD STANDARD FEATURES 2H BP & GN

Structural

- 7' 6" Tall, 6' 9" Wide
- Galvanized Structural Tubing in Walls and Floor (No Black Steel)
- One-Piece Aluminum Roof
- 8-Year Structural Warranty and 2-Year Hitch-to-Bumper Warranty

Exterior

- Choose Between:
 - Smooth Aluminum Skin .050 Lower Wall Panel (Attached with 3M VHB Bonding System) with Legacy Horse Graphic (Choice of White, Charcoal, Silver, Champagne or Black) - XT Model
 - Exterior Aluminum Slats Lower Wall Panel (.100 Heavy Extruded Mill Finished) Full Length of Side Walls - XTR Model
- Vortex Rubber Coating on Tongue
- Treadbrite Gravel Guard (Bumper Pull)
- Extruded Aluminum Ribbed Running Boards and Aluminum Fenders
- Graphics (As Shown)
- Exterior Tie Rings (One On Each Side)
- Stainless Steel on Nose of Gooseneck and wrap of Bumper Pull Models

Wheels And Axles

- Torsion Axles
- Radial Tires with Radial Spare Tire
- Aluminum Wheels

Electrical

- Three Flood Lights Controlled by Outside Light Switch
- Dome Lights with Remote Switch in Tack Room and Stall Area
- L.E.D. Marker and Tail Lights

Tack/Dressing Room

- Single-Wall Construction
- Removable Carpet on Floor
- Stationary Saddle Rack
- 4-Place Blanket Bar
- Door Organizer
- Shavings Fork
- Grab Handle by Tack Room Door
- Picture Window Shortwall (GN Models)
- Boot Box
- 12 Additional Bridle Hooks (24 Total)
- Completely Carpeted Angle Wall
- Two Hat Racks
- Square Corner Water Tank
- Aluminum Panel, Insulated Walls and Ceiling in the Front Dress/Tack Room

Stall Area

- Triple-Wall Construction 52" High with Vortex Rubber Coating
- 129" Stall Length
- Whiz Proof Aluminum Floor with SureGrip
- Large Sliding Window Per Stall with Window Bars
- Aluminum 3-Piece Rear Doors (Wrap Around Tail Curtains & Spring Loaded Ramp)
- Escape Door at Front of Stall (Each Side) with Drop Down Window and Grill (Screens Optional)
- Padded Aluminum Divider
- Padded Chest and Butt Bar (Each Stall)
- Hock Deflector Pad and Head Bump Pad
- Pop-Up Vent (One Per Stall)
- Interior Tie Ring (One Per Stall)
- Panel and Insulated Stall Ceiling
- EZ Tie Strap - One Per Stall
- Feed Bag Per Stall
- Feed Bag Hooks (One Per Stall)
- Removable Center Post & Divider
- Insulated Panel and Roof (Includes Stall Area and Dressing Room Area)

OPTIONAL FEATURES

Structural/Exterior

- Aluminum .050 Corrugated Mill Finish Lower Panel of Stall Area
- Aluminum Hay Rack and Ladder
- Legacy Graphics
- 7'3" Wide or 8' Wide
- Living Quarter Package Available

Wheels And Axles

- Axle and/or Tire Upgrades
- Aluminum Wheels
- Disc Brakes (Includes Actuator)

Electrical

- Extra Flood Lights, Dome Lights
- Battery Package

Tack/Dressing Room

- Dual Man Door (All Models)

Stall Area

- Aluminum Full Rectangular Jail Bar Divider
- Jail Bars in Sloping Shoulder Divider
- Aluminum Stud Divider Panel (Removable Lower Divider)
- Extra Exterior Tie Rings
- Camper Vent or 12-Volt Fantastic Vent
- 3/4 side escape doors

2+1 & 4H HEAD TO HEAD GN

STRUCTURAL

- 7' 6" Tall, 6' 9" Wide
- Galvanized Structural Tubing in Walls and Floor (No Black Steel)
- Extruded .100 Aluminum or .050 Aluminum on Lower Half of Exterior Walls
- One-Piece Aluminum Roof
- 8-Year Structural Warranty and 2-Year Hitch-to-Bumper Warranty

EXTERIOR

- Aluminum .050 Side Sheets (Attached with 3M VHB Bonding System)
- Extruded Sides
- Vortex Rubber Coating under Gooseneck
- Extruded Aluminum Ribbed Running Boards and Brushed Aluminum Fenders
- Warmblood Graphics
- Extended Sides
- Aluminum Wheels
- Stainless Nose

WHEELS AND AXLES

- Radial Tires with Radial Spare Tire
- Aluminum Wheels with Center Cap
- Torsion Axles

Electrical

- Three Flood Lights Controlled by Outside Light Switch
- Dome Lights with Remote Switch in Tack Room and Stall Area
- L.E.D. Marker and Tail Lights

Tack/Dressing Room

- Single-Wall Construction
- Removable Carpet on Floor
- Carpet on Top Half of Angle Wall and GN Deck
- Stationary Saddle Rack
- 4-Place Blanket Bar
- Door Organizer
- Twelve Aluminum Bridle Hooks
- Corner Water Tank
- 26" Short Wall or Optional Straight Wall (2+1 Model)
- 20" x 36" GN Windows
- Clothes Rod
- Grab Handle
- 24 Brindle Hooks
- Carpet BH Wall
- 2 Hat Racks
- Aluminum Panel, Insulated Walls and Ceiling in the Front Dress/Tack Room

Stall Area

- Triple-Wall Construction 52" High with Vortex Rubber Coating
- 130" Stall Length (Straight Load)
- 38" Belly Width on Each Stall
- Pass-Thru Door in Bulkhead Wall (2+1 Model)
- Extra Stall/Storage Area with Side Ramp and Suicide Swing Door
- Swinging Jail Bar Stud Doors at Front of Each Stall
- Removable Center Poster on Dividers
- Whiz Proof Aluminum Floor with Sure Grip
- Large Sliding Window Per Stall with Window Bars (On Each Side)
- Aluminum 3-Piece Rear Doors (Wrap Around Tail Curtains with Windows & Spring Loaded Ramp)
- (OPTIONAL: Aluminum Triple-Wall Double Rear Doors with Windows and Rear Ramp)
- Padded Aluminum Divider
- Padded Chest and Butt Bar (Each Stall)
- Head Bump Pad
- Pop-Up Vent (One Per Stall)
- Interior Tie Ring (One Per Stall)
- Exterior Tie Rings (One on Each Side)
- Feed Bag Hooks (Per Stall)
- Drop Down Windows And Grills on Side Of Each Horse Head
- Insulated Panel and Roof
- EZ Tie Strap
- Feed Bag
- Shaving Fork

AXLES AND TIRES

TRAILER	EMPTY WEIGHT	TONGUE WEIGHT	TORSION AXLES	TIRES	TIRE CAPACITY
2H BP	3,460 lbs.	623 lbs.	3,500 lbs.	ST225/75/R15	D Rated - 3,000 lbs.
2H GN	4,980 lbs.	1,245 lbs.	3,500 lbs.	ST225/75/R15	D Rated - 3,000 lbs.

AXLES AND TIRES

TRAILER	EMPTY WEIGHT	TONGUE WEIGHT	TORSION AXLES	TIRES	TIRE CAPACITY
2&1 GN	5,599 lbs.	1,511 lbs.	6,000 lbs.	ST235/80/R16	E Rated - 3,400 lbs.
4-H Head to Head	7,786 lbs.	2,102 lbs.	6,000 lbs.	ST235/80/R16	E Rated - 3,400 lbs.

* Prices & Model Specifications may vary on Individual Dealerships

2+1 Stall Area

Optional Extruded Sides

Warmblood Stall Area

BP Warmblood Tack Room

2+1 Optional Curb Side Ramp

Color Options Available

Standard Rear Door Configuration

