

Payment for iSpeak via Flywire



When you click the 'Click to go into Flywire for payment' button, it will open a new tab into Flywire ie inlingua-speak.flywire.com.

Screen 1 : Payment Amount

Under 'Country', select your home country (the country where your credit card is issued)

Under 'Amount', key in the registration amount.

- If you are paying for just one student, it should be SGD 45.
- If you are doing bulk payment for ZZ students, it should be SGD (45 x ZZ).

Your payment

The payment will come from iSpeak Contest Organiser receives

Country Singapore S\$ Amount 1,500.00

Amount you want iSpeak Contest Organiser to receive in Singapore Dollars

NEXT →

Screen 2 : Preferred Payment Method

You have to select payment mode. Please note that different countries will have different payment modes available.

If you want to do bulk payments (ie one payment transaction for many students), you can only select the credit card modes.

Select your preferred payment method

Best Price Guaranteed Subject to terms and conditions

Bank Transfer in Singapore Dollar(SGD) S\$45.00 SELECT

American Express in SGD S\$45.00 SELECT

MasterCard Debit/Credit in SGD S\$45.00 SELECT

VISA Debit/Credit in SGD S\$45.00 SELECT

I want to pay in another currency

← PREVIOUS

Screen 3 : Payer Information

You can leave out the fields labelled as 'Optional'

Payer information

Email j@inlingua.edu.sg First name J

Middle name (Optional) Family name Lee

Address 1 511 Dupp Road #10-12 Address 2 (Optional)

City Singapore State / Province / Region (Optional)

Zip code / Postal Code (Optional) 22946 Phone number +65 6757-6666

Receive text notifications on your payment status

I have read, understand, and agree to the Flywire Terms of Use and Privacy Policy

← PREVIOUS NEXT →

Payment for iSpeak via Flywire



Screen 4 : Information for iSpeak Contest Organizer

If you are making one transaction per student, you have to fill up student full name, student email address, student date of birth.

If you are making bulk payments, please do the following :

- Fill in the first student's full name, email address and date of birth; and
- Under 'Remarks', list the name of students covered under your payment.

Remember to tick 'Local iSpeak Registration Fees'

Screen 5 : Payment Mode Details

You are required to give details for your payment mode.

Notice that you should already be able to see your unique payment ID (circled in red) at this page. Once you click 'Pay with VISA/MASTER in SGD', you will see a pop-up to fill in.

Screen 6 : Payment Details

Fill in your credit card details and click 'Make payment'.

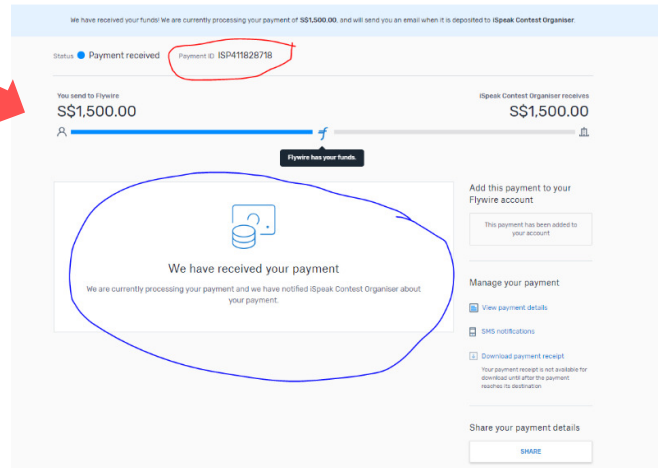
Payment for iSpeak via Flywire



Screen 7 : Flywire Received Payment

Once you have made payment, you will see the 'We have received your payment' message (circled in blue).

You will also receive an email from Flywire confirming your payment (see below).



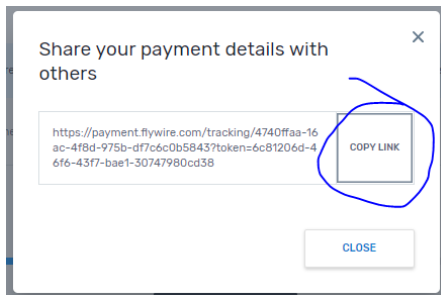
Flywire has received your payment

Thank you for using Flywire. We have received 1,500.00 SGD to deliver to iSpeak Contest Organiser. Your unique payment reference is **ISP411828718**.

Flywire will notify iSpeak Contest Organiser about this payment, immediately. It may take 2-3 additional business days for this payment to be posted in iSpeak Contest Organiser's account.

[GO TO YOUR PAYMENT](#)

Flywire is available around the clock to answer your questions. Contact our customer support team for help.



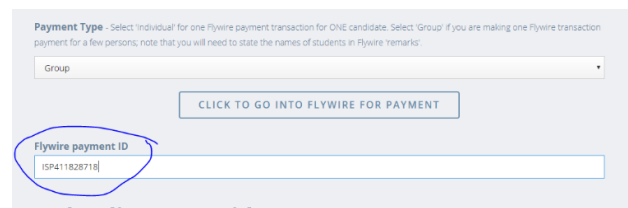
Note that if you click the 'Share' button, you can copy the link and share your payment details with others.

At this stage, the transaction is only halfway through ie payer to Flywire.

Flywire will then pay to the recipient in 2 - 3 days' time and only then, will you be able to download the payment receipt.

Screen 8 : Input PaymentID in the contest website.

From this screen 7 or from the email, copy the payment ID (circled in red). Go back to the contest website to input the payment ID. This will complete the payment portion of the iSpeak registration.



Contest website : <http://www.ispeakcontest.org/>