ROAD SAFETY NEWSLETTER YEAR 6 TRANSITION

Transition Road Safety for Parents and Guardians of Year 6 pupils

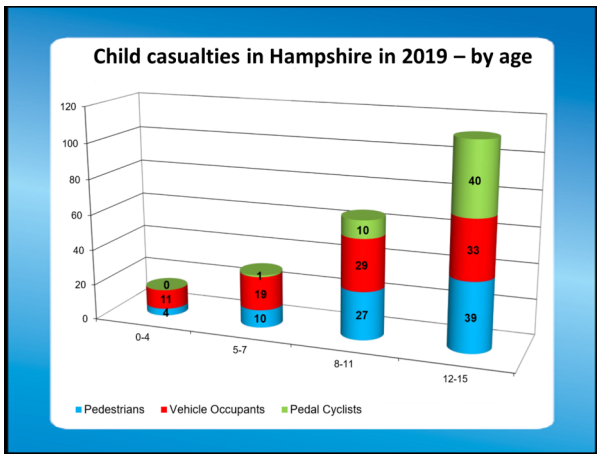

Your child is starting their journey on to Secondary School soon and you may have some worries about the transition to this stage of their life and we want to support you with their safety to and from school, which may be their first regular independent journey.

Read below and overleaf to gain some ideas about how you can help them stay safer on their journey to and from school from day one.

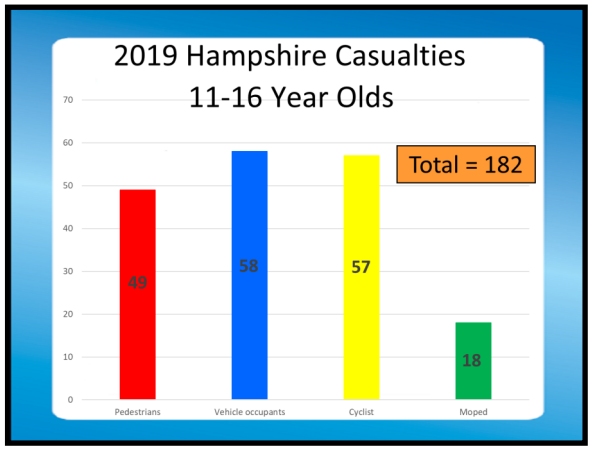

Both graphs show the casualty statistics in Hampshire in 2019 for young people - the one above showing the 223 casualties aged 0 - 16 years. This highlights the increase in casualties as they get older.

The graph to the right is more specific to secondary aged children and how they were travelling.

As the graph above shows, children are more at risk as they get older and **with traffic being the biggest single cause of accidental death for 12—16 year olds,** it is essential your child understands the risks on their journeys to and from school, at peak time, and why and how they need to think about the responsible choices to keep themselves safe.

WHAT CAN YOU DO?

With the Covid-19 situation, we are encouraging parents to use this home schooling as an opportunity to share our key messages - on family walks, bike rides or during home schooling activities.

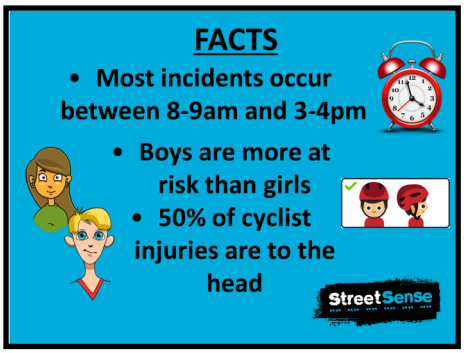

See overleaf for a variety of ways you can make your child be more aware of the dangers and keeping themselves safer during their journey to school. Ideas include:

- Online videos
- Rehearsing their journey
- Travel tracker

StreetSense

ALWAYS wear a cycle helmet….
Watch Maisie's story

On Thursday 3rd November 2016, Jane Godden received a call that every parent dreads; her daughter Maisie had been involved in a serious road traffic incident whilst cycling to school.

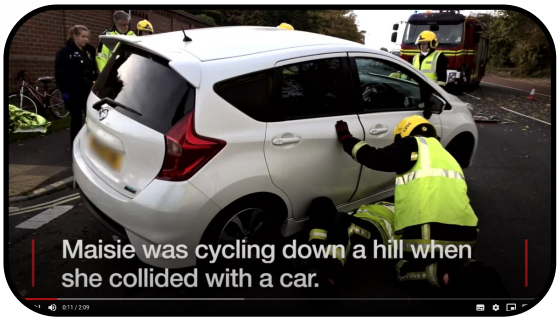

Do you worry that your child doesn't wear their cycle helmet on every journey? During Year 7 assemblies, the Road Safety Team are always shocked at how many students admit to not wearing one, for the following reasons:

- **It doesn't fit**
- **It is uncomfortable**
- **It looks stupid**
- **My friends don't wear theirs**
- **My friends laugh at me**
- **They're uncool**

In order to encourage young people to make the responsible choice, we need them to consider the consequences of not riding sensibly or choosing not to wear a cycle helmet.

We would strongly encourage you to watch this video with your child or children. We all think something like this will never happen to us (as did Maisie) but her story demonstrates that it CAN. Thankfully for her and her family, she made the responsible choice of wearing a helmet and is still here to share her story. Please visit **www.youtube.com/watch?v=eDoNmDZImvA** to encourage your child to make the responsible choice, like Maisie. It could save their life.

Expect the unexpected…..

The main way young people put themselves at risk on or near the roads is due to being distracted - talking to friends, listening to music or using their phone to text, view social media or using their camera. Giving the road their full attention is essential, at all times as drivers are often distracted too.

Discuss the idea of **expecting the unexpected** when crossing the road is an important concept and can be explained through watching the Department for Transport's new campaign video, available to view at **www.think.gov.uk/resource/expect-the-unexpected/.**

StreetSense

Plan & rehearse their route to school

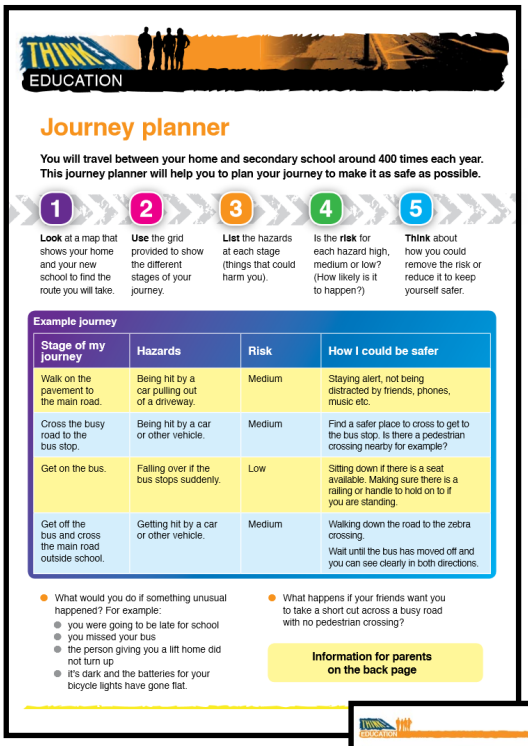

THINK! EDUCATION

Journey planner

You will travel between your home and secondary school around 400 times each year. This journey planner will help you to plan your journey to make it as safe as possible.

1. **Look** at a map that shows your home and your new school to find the route you will take.
2. **Use** the grid provided to show the different stages of your journey.
3. **List** the hazards at each stage (things that could harm you).
4. Is the **risk** for each hazard high, medium or low? (How likely is it to happen?)
5. **Think** about how you could remove the risk or reduce it to keep yourself safer.

Example journey

Stage of my journey	Hazards	Risk	How I could be safer
Walk on the pavement to the main road.	Being hit by a car pulling out of a driveway.	Medium	Staying alert, not being distracted by friends, phones, music etc.
Cross the busy road to the bus stop.	Being hit by a car or other vehicle.	Medium	Find a safer place to cross to get to the bus stop. Is there a pedestrian crossing nearby for example?
Get on the bus.	Falling over if the bus stops suddenly.	Low	Sitting down if there is a seat available. Making sure there is a railing or handle to hold on to if you are standing.
Get off the bus and cross the main road outside school.	Getting hit by a car or other vehicle.	Medium	Walking down the road to the zebra crossing. Wait until the bus has moved off and you can see clearly in both directions.

- What would you do if something unusual happened? For example:
  - you were going to be late for school
  - you missed your bus
  - the person giving you a lift home did not turn up
  - it's dark and the batteries for your bicycle lights have gone flat.
- What happens if your friends want you to take a short cut across a busy road with no pedestrian crossing?

Information for parents on the back page

Your child is making the transition to Secondary School soon. They may be making their first independent journey to school - to a new location.

- **Have they made that route before?**
- **Have they crossed those roads, at peak time, before?**
- **Have they crossed any roads independently at peak time before?**
- **Do they know the route they will be taking?**
- **Are they walking with friends?**

All of these questions can be covered by completing this activity with your child. This enables them to consider the risks and how they can minimise these and keep themselves safer.



If you would like a copy of this activity to do with your child, please email **road.safety@hants.gov.uk.**

@HantsRoadSafety

Have you viewed our Twitter account @HantsRoadSafety?

It is a great way of getting our key messages shared therefore if you have a Twitter account, please follow us and get retweeting about road safety messages and campaigns - helping us reduce the number of casualties on Hampshire's roads.

StreetSense

don't leave your senses at the roadside

Make sure you are aware of what's going on around you while listening to music outdoors.

For more information, please visit www.hants.gov.uk/roadsafety

Hampshire County Council

THINK