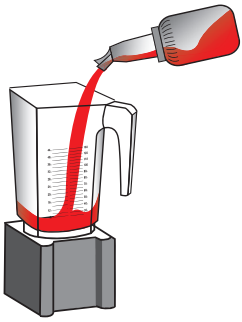


QUICK TIPS

THE PERFECT POUR



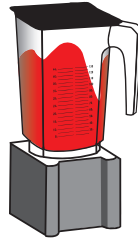
1. ADD LIQUID
See the Liquid & Ice Guide.



2. ADD SUPPLEMENTS OR ESSENTIALS



3. ADD ICE
See the Liquid & Ice Guide.



4. BLEND!

LIQUID & ICE GUIDE

SHAKE SIZE	PROTEIN TYPE	LIQUID	ICE
20 oz	Whey	6 oz	12 oz
	Plant/Soy/None	8 oz	16 oz

SHAKE SIZE	PROTEIN TYPE	LIQUID	ICE
12 oz	Whey	4 oz	7 oz
	Plant/Soy/None	6 oz	10 oz

RECONSTITUTION PROCEDURES



APPLY LABEL & DATE



ADD 30oz. PURÉE



ADD 30oz. WATER



USE



DATE BOTTLE



ADD 16oz. WATER



STORE (32oz. PURÉE)



ADD TO STORE & POUR AS NEEDED

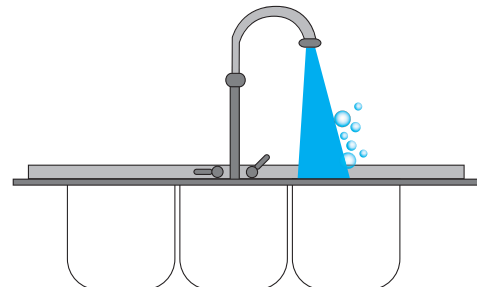
CLEANING PROCEDURES



DISASSEMBLE



CLEAN



3 COMPARTMENT SINK

WASH – Hot Water
RINSE – Empty
SANITIZE – Hot Water with Quaternary Sanitizer
 Replace every 4 hours.
 200 PPM

ICE MACHINE



Turn off toggle switch & clean out all ice.



Turn to toggle & clean position & add cleaner.



After complete, wait 30 minutes, turn off & disconnect.



Turn on toggle switch after 1 hour.