

Treasurer's Report
November 30, 2020

Operating Report

Line Item	Current Month				Year-to-Date			
	Actual	Budgeted	Better/(Worse) than Budget in \$	Better/(Worse) than Budget in %	Actual	Budgeted	Better/(Worse) than Budget in \$	Better/(Worse) than Budget in %
Operating Revenue	\$ 177,641	\$ 201,780	\$ (24,140)	(11.96%)	\$1,274,965	\$1,280,512	(\$5,547)	(0.43%)
Less: Cost of Sales	\$ 49,313	\$ 61,393	\$ 12,080	19.68%	\$313,617	\$343,887	\$30,270	8.80%
Payroll & Benefits	\$ 380,427	\$ 350,964	\$ (29,463)	(8.39%)	\$1,870,206	\$1,909,359	\$39,152	2.05%
Expenses	\$ 231,258.34	\$ 270,842.64	\$ 39,584	14.62%	\$1,207,281	\$1,249,424	\$42,143	3.37%
Net Surplus/(Deficit)	\$ (463,358)	\$ (481,420)	\$ (1,938)	(0.40%)	\$ (2,116,140)	\$ (2,222,158)	\$106,019	4.77%

CDARS Operating Account Investments	\$0
Cash in Operating Accounts	\$3,541,435
Operating/BOD Contingency Account	\$45,000
Total Operating/BOD Contingency Used YTD	\$6,478
Operating/Board Contingency Remaining	\$38,522

Detail of Board Contingency Usage:

Solitude Lake Management- PI-A004659	\$	1,500.00
reupholster work truck seat	\$	500.00
7524295	\$	511.52
5313573	\$	929.55
114408	\$	780.00
all american automotive	\$	1,812.76
discount auto parts	\$	444.53
TOTAL	\$	6,478.38

Recreational Expenditures

Reserves Report:

Reserve Fund Balance	\$ 4,020,239
CDARS Reserve Investments	\$ -
Transfers	\$ -
Ending balance Reserves funds + CD Investments	\$ 4,020,239

Detail of Monthly Capital Expenditures

	R&R
LJ26 (2020-034 Tennis Pavilion)	\$ (610.81)
241290 (2019-012 OTCC Sign)	\$ (126.97)
Reimbursement BVSCRF 2020-006 Pickleball Tutor (Check#1228)	\$ 1,299.95
American builders supply 2019-012 OTCC sign (invoice #104288531-002)	\$ (433.62)
ellieguard, inc 2020-005 announcers chair (quote 6363)	\$ (648.30)
American builders supply 2019-012 OTCC sign (invoice #104288531-003)	\$ (5,076.22)
American builders supply 2019-012 OTCC sign (invoice #104907972-001)	\$ (1,011.78)
American builders supply 2019-012 OTCC sign (invoice #104942765-001)	\$ (395.74)
American builders supply 2019-012 OTCC sign (invoice #104943794-001)	\$ (18.73)
Katom Restaurant Supply 2021-007 Mulligan Room slicer and Katom Restaurant Supply 2021-006 C	\$ (8,067.46)
YTD	\$ (245,162.10)

Collections Report:

	Current year	Prior year
Number of properties assessed July 1	3,583	3,582
Additions (unmergers/ CSD lots sold/Split lots)	1	1
Deletions (mergers)	0	0
TOTAL LOTS	3,584	3,583
Current year assessments billed	\$5,804,460	\$5,731,200
Current year assessments collected YTD	5,375,135 (92.6%)	5,344,643 (93.3%)
Prior year assessments collected YTD	36,339	25,479
Total assessment collections YTD	\$5,411,473	\$5,370,122
Uncollected	\$429,325	\$388,557

Respectfully submitted,
Rebecca Hewett

Bear Valley Springs Association
 COMBINED ALL DEPT - Income Statement
 November 2020

12/14/20

	Nov 20	Budget	\$ Over Budget	% of Budget	Jul - Dec 19	YTD Budget	\$ Over Budget	% of Budget	Annual Budget
52905 - Contingency Fund Expense	4,978.38	3,750.00	1,228.38	132.76%	3,432.06	18,750.00	-15,317.94	18.3%	45,000.00
52910 - Employee Relations	3,129.13	11,848.29	-8719.16	26.41%	14,038.25	26,198.29	-12,160.04	53.59%	39,920.30
53000 - Legal Fees	3,361.75	2,500.00	861.75	134.47%	31,546.40	9,500.00	22,046.40	332.07%	18,000.00
53001 - Golf Course Management Fees	49,506.50	49,280.00	226.5	100.46%	247,732.50	240,473.00	7,259.50	103.02%	571,440.00
53010 - Legal Settlements	0.00	0.00	0	0.0%	0.00	10,000.00	-10,000.00	0.0%	10,000.00
53100 - Audit Services	0.00	0.00	0	0.0%	16,250.00	16,000.00	250.00	101.56%	16,000.00
53300 - Insurance-Liability/Umbrella	14,015.66	19,337.98	-5322.32	72.48%	70,078.30	96,689.90	-26,611.60	72.48%	232,055.76
53301 - Travel	0.00	400.00	-400	0.0%	0.00	-1,650.00	1,650.00	0.0%	7,510.00
53302 - Spoilage	611.77	526.00	85.77	116.31%	2,991.17	3,170.00	-178.83	94.36%	7,657.00
53303 - Entertainment	0.00	3,875.00	-3875	0.0%	0.00	21,100.00	-21,100.00	0.0%	51,400.00
53400 - Property Taxes - Possessory	1,024.55	1,700.00	-675.45	60.27%	5,875.17	8,500.00	-2,624.83	69.12%	20,400.00
53410 - Property Taxes - Unsecured	2,049.10	3,400.00	-1,350.9	60.27%	11,994.64	17,000.00	-5,005.36	70.56%	40,800.00
53420 - Property Taxes - Lease Equip	0.00	12.00	-12	0.0%	0.00	60.00	-60.00	0.0%	144.00
53421 - Fed & CA Filing Fees	0.00	0.00	0	0.0%	0.00	0.00	0.00	0.0%	1,100.00
53600 - Advertising & Promotion	97.19	100.00	-2.81	97.19%	97.19	500.00	-402.81	19.44%	1,450.00
53700 - Collection Expense	0.00	115.00	-115	0.0%	0.00	575.00	-575.00	0.0%	1,380.00
53800 - Newsletter	0.00	0.00	0	0.0%	4,250.00	2,500.00	1,750.00	170.0%	19,300.00
54000 - Equipment Rental	1,496.66	3,215.00	-1,718.34	46.55%	10,549.22	13,815.00	-3,265.78	76.36%	31,360.00
54600 - Outside Services	3,824.56	6,869.30	-3,044.74	55.68%	60,435.03	42,899.50	17,535.53	140.88%	109,525.60
54610 - 401K Plan Administration Fees	0.00	562.50	-562.50	0.0%	562.50	1,125.00	-562.50	50.0%	2,250.00
54710 - Payroll Services	0.00	1,500.00	-1500	0.0%	2,881.52	8,200.00	-5,318.48	35.14%	21,400.00
54800 - Equipment Repair & Maintenance	41.73	1,354.00	-1312.27	3.08%	8,338.48	9,825.00	-1,486.52	84.87%	19,348.00
54900 - Bad Debt	6,500.00	6,500.00	0	100.0%	32,500.00	32,500.00	0.00	100.0%	78,000.00
55001 - Chemicals	2,543.86	3,360.00	-816.14	75.71%	33,925.63	35,560.00	-1,634.37	95.4%	56,455.00
55003 - Sand & Gravel	0.00	200.00	-200	0.0%	6,338.63	1,800.00	4,538.63	352.15%	6,200.00
55200 - Maint Materials & Supplies	2,008.49	3,715.00	-1,706.51	54.06%	17,675.72	20,137.00	-2,461.28	87.78%	45,632.00
55201 - Horse Trail Maintenance	0.00	200.00	-200	0.0%	381.62	1,000.00	-618.38	38.16%	2,400.00
55300 - Janitorial Supplies	1,671.61	2,300.00	-628.39	72.68%	12,322.06	11,795.00	527.06	104.47%	27,925.00
55600 - Uniform Allowance	324.50	396.00	-71.5	81.94%	1,952.00	2,149.00	-197.00	90.83%	5,056.00
55700 - Pool Supplies	0.00	0.00	0	0.0%	0.00	0.00	0.00	0.0%	100.00
55900 - Non-Consumable Supplies	8,493.29	5,885.00	2,608.29	144.32%	57,058.29	31,555.00	25,503.29	180.82%	66,166.00
56000 - Cleaning Supplies	25.06	170.00	-144.94	14.74%	336.63	850.00	-513.37	39.6%	2,040.00
56100 - Construction Materials	1,013.99	700.00	313.99	144.86%	3,566.36	3,500.00	66.36	101.9%	8,400.00
56200 - Decorations	0.00	800.00	-800	0.0%	0.00	1,050.00	-1,050.00	0.0%	3,075.00
56300 - Glass/China/Silver Replacement	0.00	550.00	-550	0.0%	2,293.03	8,200.00	-5,906.97	27.96%	12,050.00
56400 - Linens, Uniforms & Hats	2,351.96	4,472.00	-2,120.04	52.59%	11,346.31	21,906.00	-10,559.69	51.8%	56,470.00
56800 - Bank Fees & Credit Card Charges	-1979	300.00	-1979	-6.6%	1,634.43	1,775.00	-140.57	92.08%	3,975.00
57001 - Feed & Supplements	6,026.59	0.00	6,026.59	100.0%	18,765.75	18,400.00	365.75	101.99%	46,000.00
57200 - Equipment Maintenance Agreement	374.16	784.00	-409.84	47.72%	3,141.51	5,120.00	-1,978.49	61.36%	13,058.00
57300 - Software & Upgrades	1,153.55	800.00	353.55	144.19%	7,002.59	800.00	6,202.59	875.32%	15,575.00
57400 - Stable Bedding	300.30	584.00	-283.7	51.42%	1,350.08	2,920.00	-1,569.92	46.24%	7,008.00
57600 - Shows & Events	0.00	0.00	0	0.0%	0.00	6,300.00	-6,300.00	0.0%	9,750.00
57701 - Background Investigations	0.00	30.00	-30	0.0%	0.00	322.00	-322.00	0.0%	776.00
58300 - Recreational Supplies	0.00	100.00	-100	0.0%	708.85	1,400.00	-691.15	50.63%	3,250.00
58301 - Sports League Supplies	1,504.23	4,675.00	-3,170.77	32.18%	8,737.13	14,485.00	-5,747.87	60.32%	29,565.00
58302 - Event Expenses	665.43	0.00	665.43	100.0%	749.46	1,864.00	-1,114.54	40.21%	3,659.00
58306 - Tournament Expense	0.00	0.00	0	0.0%	0.00	270.00	-270.00	0.0%	340.00
58400 - Restock Lake	0.00	1,500.00	-1500	0.0%	110.00	1,500.00	-1,390.00	7.33%	10,950.00
58800 - Cash Over/Short	110.95	0.00	110.95	100.0%	697.32	0.00	697.32	100.0%	0.00
59500 - Credit Card Commission	5,097.19	3,626.29	1,470.90	140.56%	28,559.94	20,765.21	7,794.73	137.54%	45,058.61
90008 - Bank Service Charges	0.00	0.00	0.00	0.0%	40.00	40.00	0.00	100.0%	0.00
Total Expense	611,685.33	621,806.73	-10,121.40	98.37%	3,077,487.53	3,158,782.97	-81,295.44	97.43%	7,241,450.18
Net Ordinary Income	-483,358.00	-481,419.64	-1,938.36	100.4%	-2,116,139.53	-2,222,158.14	106,018.61	95.23%	-5,240,250.16
Net Income	-483,358.00	-481,419.64	-1,938.36	100.4%	-2,116,139.53	-2,222,158.14	106,018.61	95.23%	-5,240,250.16

ASSETS

Current Assets

Checking/Savings

10000 · Operating Cash

10001 · Petty Cash 7,700.00

10004 · Cash Bank 10,070.00

10007 · CAB Deferred Operating Account 180,699.95

10009 · Bank of the Sierra 53,454.90

10021 · CAB - Operating 3,487,980.09

Total 10000 · Operating Cash 3,739,904.94

10100 · Reserve Cash

10104 · Edward Jones Investments 1,533,289.18

10105 · CAB - Reserves Acct 2,971,904.15

Total 10100 · Reserve Cash 4,505,193.33

Total Checking/Savings 8,245,098.27

Accounts Receivable

11000 · Accounts Receivable

11600 · Assessments Receivable 2,973,667.64

11609 · Penalty, Fees, interest - Assmt 203,689.03

11610 · ECC Fines Receivable 28,600.00

11710 · Other Receivables 25,405.31

11900 · NSF Receivable 1,090.46

12200 · Equestrian Boarding Receivable 6,700.16

12250 · Rules Violation Receivable 145.00

12400 · Outside Accounts Receivable 10,695.53

Total 11000 · Accounts Receivable 3,249,993.13

12000 · House Charges Receivable (51.58)

Total Accounts Receivable 3,249,941.55

Other Current Assets

11605 · Allowance for Doubtful Accounts (1,300,351.56)

11700 · Accounts Receivable Clearing 3,365.88

11755 · BVSACRFF RECV clearing 7,031.20

12401 · IBS- House Charges Receivable (3,837.05)

12402 · IBS - House Charge Interest Rec 0.78

13000 · Inventory

13100 · Bar

13102 · Bar Liquor 5,961.42

13103 · Bar Beer 1,959.16

13104 · Bar Wine 2,613.32

13108 · Bar - Non-Alcoholic 2,116.30

Total 13100 · Bar 12,650.20

13200 · Mulligan Room	
13201 · MR Food	10,278.78
13202 · MR Liquor	441.72
13203 · MR Beer	928.40
13204 · MR Wine	88.24
13205 · MR Snacks Non-Taxable	77.91
13208 · Mulligan Rm - Non-Alcoholic bev	1,954.34
Total 13200 · Mulligan Room	<u>13,769.39</u>
13300 · Pool	
13309 · Pool - Merchandise Taxable	(156.34)
Total 13300 · Pool	<u>(156.34)</u>
13400 · Golf Shop	25,143.84
13600 · Whiting Center	
13605 · Whiting Center Snacks Non-Taxab	362.77
13608 · Whiting Center Non-Alcoholic	(85.52)
Total 13600 · Whiting Center	<u>277.25</u>
13800 · Restaurant	
13801 · Restaurant Food	23,156.24
Total 13800 · Restaurant	<u>23,156.24</u>
13900 · Equesterian	
13901 · Equesterian - Feed	(10.00)
Total 13900 · Equesterian	<u>(10.00)</u>
Total 13000 · Inventory	74,830.58
14000 · Prepaid Insurance	184,014.04
14002 · Prepaid Property Taxes	21,515.55
Total Other Current Assets	<u>(1,013,430.58)</u>
Total Current Assets	<u>10,481,609.24</u>
Fixed Assets	
15000 · Furniture Fixtures and Equip	
15001 · Furn Fixtures & Equip Assets	2,104,390.12
15002 · Accu Depreciation	(1,986,977.78)
15000 · Furniture Fixtures and Equip - Other	59.66
Total 15000 · Furniture Fixtures and Equip	<u>117,472.00</u>
15100 · Automotive Assets	
15101 · Auto & Trucks	435,696.40
15103 · Accu Depreciation	(425,435.99)
Total 15100 · Automotive Assets	<u>10,260.41</u>
15300 · Golf Carts Assets	
15301 · Golf Carts	178,710.75
15302 · Accu Depreciation	(76,570.48)
Total 15300 · Golf Carts Assets	<u>102,140.27</u>

12:22 PM

Bear Valley Springs Association

12/14/20

Balance Sheet

Accrual Basis

As of November 30, 2020

Nov 30, 20

Total Fixed Assets	<u>229,872.68</u>
TOTAL ASSETS	<u><u>10,711,481.92</u></u>
LIABILITIES & EQUITY	
Liabilities	
Current Liabilities	
Accounts Payable	
20000 · Accounts Payable	
20100 · Accounts Payable - Vendors	396,589.83
20000 · Accounts Payable - Other	47,087.00
Total 20000 · Accounts Payable	<u>443,676.83</u>
21501 · ECC Refundable Deposits	92,025.00
21502 · Amenity Cards Payable	5,700.00
21600 · Renters Card Deposits	14,950.00
Total Accounts Payable	<u>556,351.83</u>
Other Current Liabilities	
20102 · Accts Pay Clearing - Cashback	(37.00)
20105 · Gift Certificates Payable	21,580.36
20115 · Tips Payable	37.29
20117 · Banquet Service Charge	(1,222.29)
20118 · Instructional/Lesson Fees	297.30
20120 · Deposit - Future Events	(3,775.65)
20200 · Payroll Payable	149,954.66
20203 · 401K Plan - Employee	6,418.79
20204 · 401 K Employee Loan Payable	683.35
20205 · Garnishments	227.72
20207 · 401K Plan - Employer	1,786.44
20401 · Payroll Taxes Payable	39,222.52
20501 · Accrued Vacation Earned Payable	86,755.68
20600 · Accrued Sales Tax Payable	21,433.06
20900 · Deferred Revenue Assets	1,956,874.83
21601 · Unclaimed Renters Card Deposits	975.00
21651 · Unclaimed Vendor Payment	20.00
Total Other Current Liabilities	<u>2,281,232.06</u>
Total Current Liabilities	<u>2,837,583.89</u>
Total Liabilities	<u>2,837,583.89</u>
Equity	
29050 · Designated Reserves	
29051 · Designated Reserves-Beg of Year	3,227,477.47
29054 · Reserve Transfers	2,571,954.00
29059 · Interest and Dividends EJ	25,731.01
29065 · Interest and Dividends CAB	11,693.30

12:22 PM

Bear Valley Springs Association

12/14/20

Balance Sheet

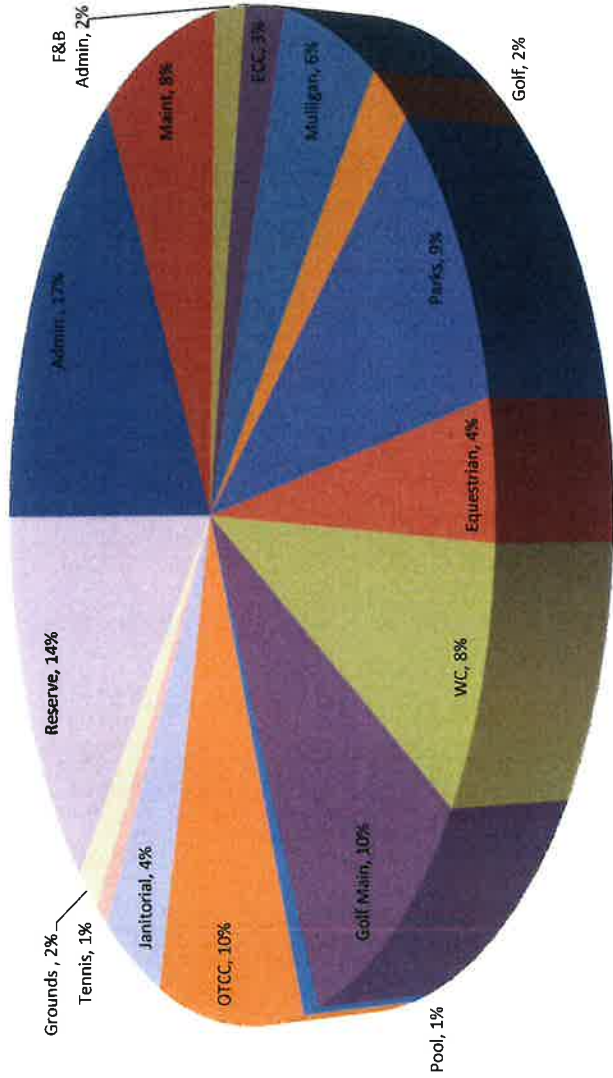
Accrual Basis

As of November 30, 2020

Nov 30, 20

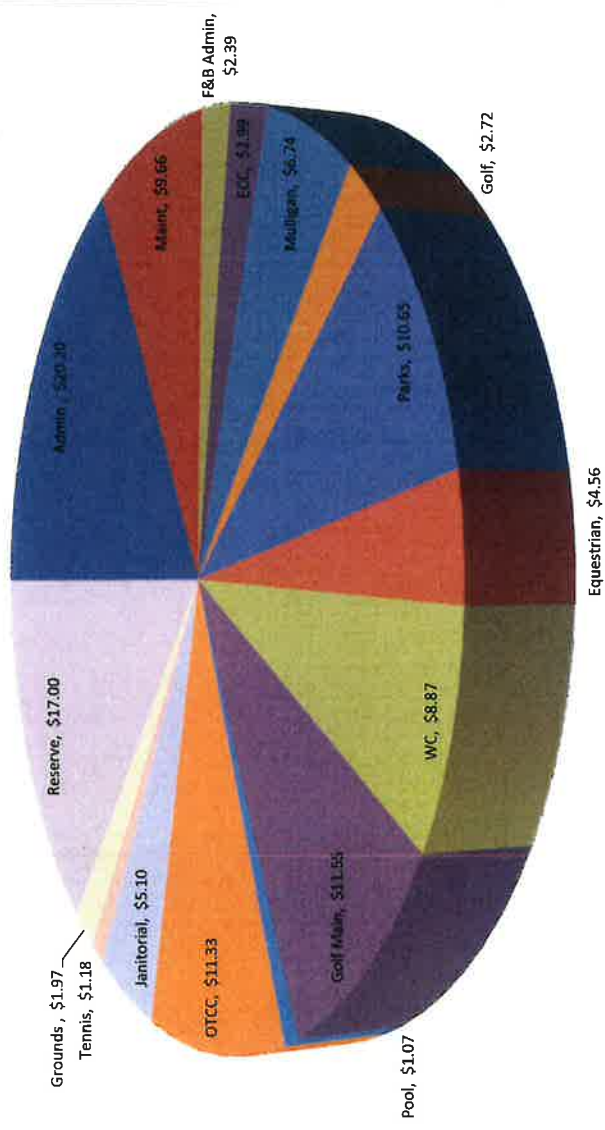
29067 · Income-Sale of Reserve Item	<u>85,119.37</u>
29070 · Reserve Expense-Bank Charges	(795.00)
29080 · Reserve Expenditures	(2,525,011.34)
29050 · Designated Reserves - Other	<u>12,221.64</u>
Total 29050 · Designated Reserves	<u>3,408,390.45</u>
29990 · Prior Retained Earnings	288,933.05
29997 · PROPERTY Fund Balance	449,918.00
Net Income	<u>3,726,656.53</u>
Total Equity	<u>7,873,898.03</u>
TOTAL LIABILITIES, & EQUITY	<u><u>10,711,481.92</u></u>

Departmental Subsidy



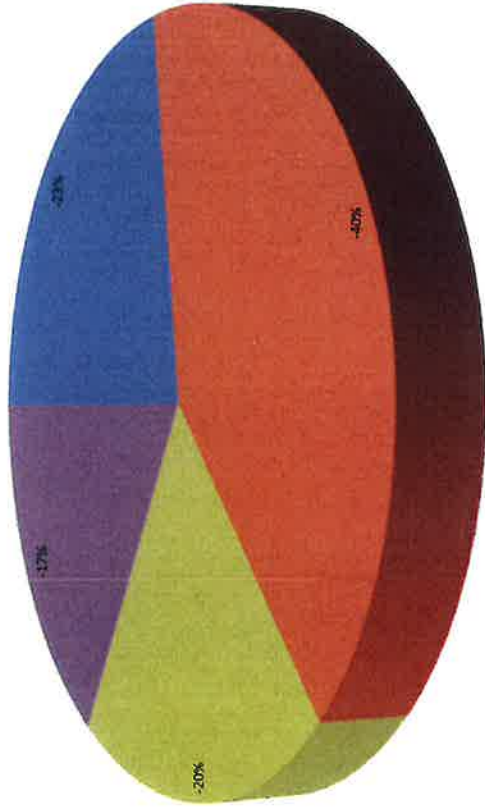
Departmental Subsidy	Dept10	Admin	17%
\$ (96,650.05)	Dept11	Maint	8%
\$ (46,213.29)	Dept12	F&B Admin	2%
\$ (11,461.69)	Dept13	ECC	3%
\$ (14,325.76)	Dept15	Mulligan	6%
\$ (32,267.91)	Dept16	Golf	2%
\$ (13,038.45)	Dept17	Parks	9%
\$ (50,967.18)	Dept18	Equestrian	4%
\$ (21,843.12)	Dept19	WC	8%
\$ (42,457.62)	Dept20	Golf Main	10%
\$ (55,270.96)	Dept21	Pool	1%
\$ (5,140.87)	Dept24	OTCC	10%
\$ (54,232.45)	Dept26	Janitorial	4%
\$ (24,395.21)	Dept28	Tennis	1%
\$ (5,655.51)	Dept30	Grounds	2%
\$ (9,437.93)	RESERVE	Reserve	14%
\$ (81,352.00)			
\$			\$ (483,358.00)
\$			\$ (564,710.00)

Departmental Dollar Subsidy



Departmental Subsidy	Dept	Admin	Subsidy	Rate
\$	(96,650.05)	Dept10	\$ 20.20	17%
\$	(46,213.29)	Dept11	\$ 9.66	8%
\$	(11,461.69)	Dept12	\$ 2.39	2%
\$	(14,325.76)	Dept13	\$ 2.99	3%
\$	(32,267.91)	Dept15	\$ 6.74	6%
\$	(13,038.45)	Dept16	\$ 2.72	2%
\$	(50,967.18)	Dept17	\$ 10.65	9%
\$	(21,843.12)	Dept18	\$ 4.56	4%
\$	(42,457.62)	Dept19	\$ 8.87	8%
\$	(55,270.96)	Dept20	\$ 11.55	10%
\$	(5,140.87)	Dept21	\$ 1.07	1%
\$	(54,232.45)	Dept24	\$ 11.33	10%
\$	(24,395.21)	Dept26	\$ 5.10	4%
\$	(5,655.51)	Dept28	\$ 1.18	1%
\$	(9,437.93)	Dept30	\$ 1.97	2%
\$	(81,352.00)	RESERVE	\$ 17.00	14%
			118 \$ (483,358.00)	
			\$ 118.00 \$ (564,710.00)	

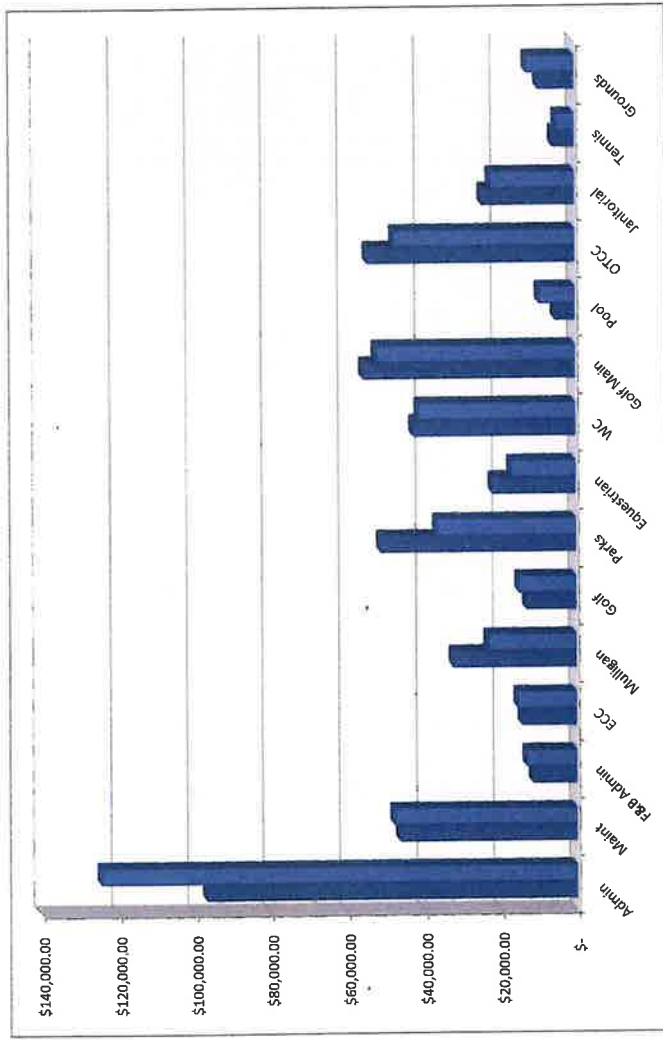
Group Subsidy



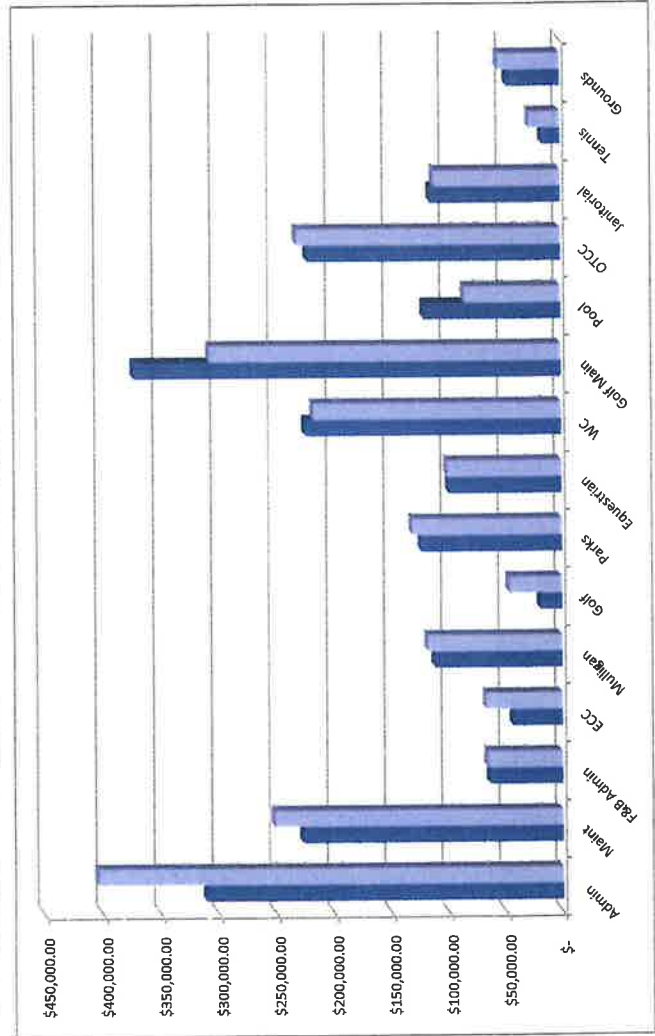
■ Admin
■ Recreation
■ Food & Beverage
■ Main

\$ (14,325.76)	Dept13	ECC	-\$110,975.81
\$ (96,650.05)	Dept10	Admin	-\$194,373.71
\$ (11,461.69)	Dept12	F&B Admin	-\$97,962.05
\$ (32,267.91)	Dept15	Mulligan	-\$80,046.43
\$ (54,232.45)	Dept24	OTCC	
\$ (21,843.12)	Dept18	Equestrian	
\$ (42,457.62)	Dept19	WC	
\$ (55,270.96)	Dept20	Golf Main	
\$ (5,140.87)	Dept21	Pool	
\$ (50,967.18)	Dept17	Parks	
\$ (13,038.45)	Dept16	Golf	
\$ (5,655.51)	Dept28	Tennis	
\$ (9,437.93)	Dept30	Grounds	
\$ (46,213.29)	Dept11	Maint	
\$ (24,395.21)	Dept26	Janitorial	





Department	Actual	Budget
Admin	\$ 98,650.09	\$ 124,412.23
Maint	\$ 46,711.29	\$ 47,636.74
F&B Admin	\$ 11,461.69	\$ 13,113.86
ECC	\$ 14,325.76	\$ 15,415.00
Mulligan	\$ 31,267.91	\$ 23,158.81
Golf	\$ 11,038.45	\$ 14,976.74
Parks	\$ 50,987.13	\$ 36,465.98
Equestrian	\$ 21,843.12	\$ 16,963.67
WC	\$ 42,457.62	\$ 41,156.97
Golf Main	\$ 95,270.96	\$ 51,986.12
Pool	\$ 5,140.87	\$ 9,351.57
OTCC	\$ 54,232.45	\$ 47,399.88
Janitorial	\$ 24,395.21	\$ 22,124.57
Tennis	\$ 5,663.51	\$ 4,726.24
Grounds	\$ 9,432.53	\$ 12,531.26



Department	Actual	Budget
Admin	\$ 310,768.21	\$ 404,179.05
Maint	\$ 226,550.37	\$ 251,694.26
F&B Admin	\$ 63,857.09	\$ 66,060.49
ECC	\$ 43,926.18	\$ 67,188.28
Mulligan	\$ 111,783.53	\$ 118,316.87
Golf	\$ 19,136.32	\$ 46,524.35
Parks	\$ 123,679.56	\$ 131,260.11
Equestrian	\$ 98,946.22	\$ 100,687.99
WC	\$ 233,760.81	\$ 217,211.12
Golf Main	\$ 377,362.82	\$ 307,336.60
Pool	\$ 120,613.75	\$ 85,232.00
OTCC	\$ 222,015.80	\$ 231,236.28
Janitorial	\$ 13,804.65	\$ 112,003.79
Tennis	\$ 16,271.19	\$ 28,017.65
Grounds	\$ 87,603.03	\$ 55,209.30

Year to Date