

4:12 PM

Bear Valley Springs Association

08/17/20

Balance Sheet

Accrual Basis

As of July 31, 2020

Jul 31, 20

ASSETS

Current Assets

Checking/Savings

10000 · Operating Cash

10001 · Petty Cash 7,700.00

10004 · Cash Bank 10,670.00

10007 · CAB Deferred Operating Account 168,477.37

10009 · Bank of the Sierra 147,655.84

10021 · CAB - Operating 5,974,881.47

Total 10000 · Operating Cash 6,309,384.68

10100 · Reserve Cash

10104 · Edward Jones Investments 1,533,289.18

10105 · CAB - Reserves Acct 978,876.98

Total 10100 · Reserve Cash 2,512,166.16

Total Checking/Savings 8,821,550.84

Accounts Receivable

11000 · Accounts Receivable

11600 · Assessments Receivable 4,165,747.46

11609 · Penalty, Fees, interest - Assmt 160,953.74

11610 · ECC Fines Receivable 31,162.50

11710 · Other Receivables 25,605.31

11900 · NSF Receivable 1,215.46

12200 · Equestrian Boarding Receivable 774.52

12250 · Rules Violation Receivable (105.00)

12400 · Outside Accounts Receivable 13,356.05

Total 11000 · Accounts Receivable 4,398,710.04

12000 · House Charges Receivable (51.58)

Total Accounts Receivable 4,398,658.46

Other Current Assets

11605 · Allowance for Doubtful Accounts (1,274,351.56)

11700 · Accounts Receivable Clearing 3,365.88

11755 · BVSACRFF RECV clearing 5,422.45

12401 · IBS- House Charges Receivable (3,866.21)

12402 · IBS - House Charge Interest Rec 0.78

13000 · Inventory

13100 · Bar

13102 · Bar Liquor 4,849.76

13103 · Bar Beer 2,339.81

13104 · Bar Wine 2,961.01

13108 · Bar - Non-Alcoholic 2,527.37

Total 13100 · Bar 12,677.95

4:12 PM

Bear Valley Springs Association

08/17/20

Balance Sheet

Accrual Basis

As of July 31, 2020

Jul 31, 20

13200 · Mulligan Room	
13201 · MR Food	12,453.14
13202 · MR Liquor	581.80
13203 · MR Beer	651.00
13204 · MR Wine	126.51
13205 · MR Snacks Non-Taxable	77.91
13208 · Mulligan Rm - Non-Alcoholic bev	1,876.54
Total 13200 · Mulligan Room	<u>15,766.90</u>
13300 · Pool	
13309 · Pool - Merchandise Taxable	(145.30)
Total 13300 · Pool	<u>(145.30)</u>
13400 · Golf Shop	22,951.20
13600 · Whiting Center	
13605 · Whiting Center Snacks Non-Taxab	353.97
13608 · Whiting Center Non-Alcoholic	(69.73)
Total 13600 · Whiting Center	<u>284.24</u>
13800 · Restaurant	
13801 · Restaurant Food	25,072.31
13808 · Restaurant - Non-alcoholic bev	(1,579.53)
Total 13800 · Restaurant	<u>23,492.78</u>
13900 · Equesterian	
13901 · Equesterian - Feed	(10.00)
Total 13900 · Equesterian	<u>(10.00)</u>
Total 13000 · Inventory	75,017.77
14000 · Prepaid Insurance	101,621.17
14002 · Prepaid Property Taxes	20,254.12
Total Other Current Assets	<u>(1,072,535.60)</u>
Total Current Assets	<u>12,147,673.70</u>
Fixed Assets	
15000 · Furniture Fixtures and Equip	
15001 · Furn Fixtures & Equip Assets	2,104,390.12
15002 · Accu Depreciation	(1,986,977.78)
15000 · Furniture Fixtures and Equip - Other	59.66
Total 15000 · Furniture Fixtures and Equip	<u>117,472.00</u>
15100 · Automotive Assets	
15101 · Auto & Trucks	435,696.40
15103 · Accu Depreciation	(425,435.99)
Total 15100 · Automotive Assets	<u>10,260.41</u>
15300 · Golf Carts Assets	
15301 · Golf Carts	178,710.75
15302 · Accu Depreciation	(76,570.48)

4:12 PM

Bear Valley Springs Association

08/17/20

Balance Sheet

Accrual Basis

As of July 31, 2020

	Jul 31, 20
Total 15300 · Golf Carts Assets	102,140.27
Total Fixed Assets	229,872.68
TOTAL ASSETS	12,377,546.38
LIABILITIES & EQUITY	
Liabilities	
Current Liabilities	
Accounts Payable	
20000 · Accounts Payable	
20100 · Accounts Payable - Vendors	430,139.03
20000 · Accounts Payable - Other	47,087.00
Total 20000 · Accounts Payable	477,226.03
21501 · ECC Refundable Deposits	93,225.00
21502 · Amenity Cards Payable	57,600.00
21600 · Renters Card Deposits	15,200.00
Total Accounts Payable	643,251.03
Other Current Liabilities	
20102 · Accts Pay Clearing - Cashback	3.00
20105 · Gift Certificates Payable	20,551.86
20115 · Tips Payable	37.29
20117 · Banquet Service Charge	(1,132.01)
20118 · Instructional/Lesson Fees	(279.70)
20120 · Deposit - Future Events	(2,525.65)
20200 · Payroll Payable	46,021.53
20201 · Accrued Payable	11,105.00
20207 · 401K Plan - Employer	0.02
20401 · Payroll Taxes Payable	7.42
20501 · Accrued Vacation Earned Payable	74,994.21
20600 · Accrued Sales Tax Payable	26,130.83
20900 · Deferred Revenue Assets	1,943,931.27
21601 · Unclaimed Renters Card Deposits	975.00
21651 · Unclaimed Vendor Payment	20.00
Total Other Current Liabilities	2,119,840.07
Total Current Liabilities	2,763,091.10
Total Liabilities	2,763,091.10
Equity	
29050 · Designated Reserves	
29051 · Designated Reserves-Beg of Year	3,227,477.47
29054 · Reserve Transfers	1,684,980.00
29059 · Interest and Dividends EJ	25,731.01
29065 · Interest and Dividends CAB	11,693.30
29067 · Income-Sale of Reserve Item	35,880.49

4:12 PM

Bear Valley Springs Association

08/17/20

Balance Sheet

Accrual Basis

As of July 31, 2020

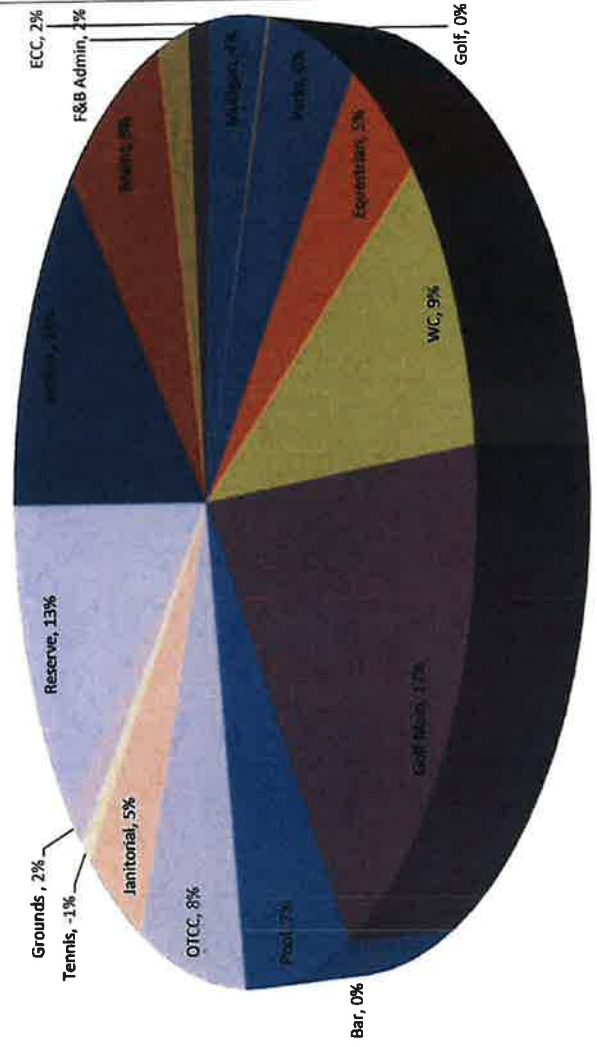
Jul 31, 20

29070 · Reserve Expense-Bank Charges	(735.00)
29080 · Reserve Expenditures	(2,298,526.59)
29050 · Designated Reserves - Other	9,139.83
Total 29050 · Designated Reserves	2,695,640.51
29990 · Prior Retained Earnings	1,152,192.31
29997 · PROPERTY Fund Balance	449,918.00
Net Income	5,316,704.46
Total Equity	9,614,455.28
TOTAL LIABILITIES & EQUITY	12,377,546.38

Departmental Subsidy

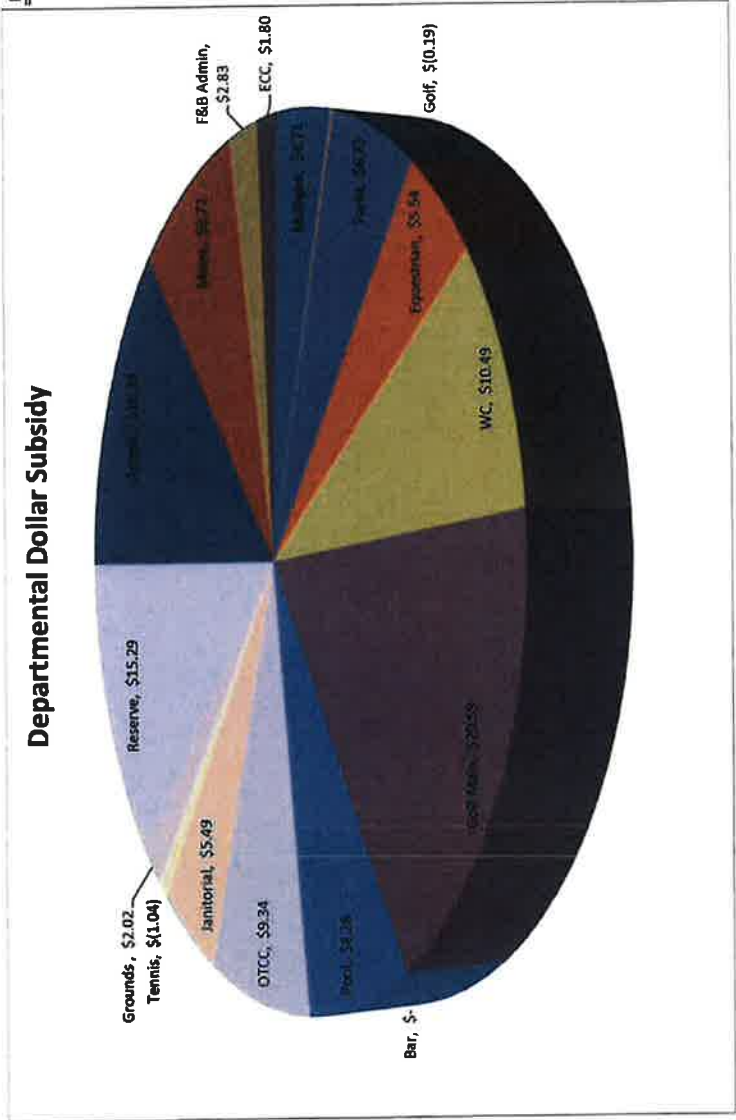
Dept	Subsidy	Percentage
Dept10	Admin	14%
Dept11	Maint	8%
Dept12	F&B Admin	2%
Dept13	ECC	2%
Dept15	Mulligan	4%
Dept16	Golf	0%
Dept17	Parks	6%
Dept18	Equestrian	5%
Dept19	WC	9%
Dept20	Golf Main	17%
Dept21	Pool	7%
Dept23	Bar	0%
Dept24	OTCC	8%
Dept26	Janitorial	5%
Dept28	Tennis	-1%
Dept30	Grounds	2%
RESERVE	Reserve	13%
		\$ (479,854.44)
		\$ (551,269.44)

Departmental Subsidy



Departmental Subsidy

Dept	Subsidy	Rate
Dept10 Admin	(76,579.05)	14%
Dept11 Maint	(45,428.44)	8%
Dept12 F&B Admin	(13,225.03)	2%
Dept13 ECC	(8,413.10)	2%
Dept15 Mulligan	(22,018.22)	4%
Dept16 Golf	894.40	0%
Dept17 Parks	(31,422.87)	6%
Dept18 Equestrian	(25,903.91)	5%
Dept19 WC	(48,998.95)	9%
Dept20 Golf Main	(96,196.59)	17%
Dept21 Pool	(38,677.87)	7%
Dept23 Bar	-	0%
Dept24 OTCC	(43,654.15)	8%
Dept26 Janitorial	(25,649.96)	5%
Dept28 Tennis	4,857.31	-1%
Dept30 Grounds	(9,438.01)	2%
RESERVE	(71,415.00)	13%
	118	\$ (479,854.44)
		\$ (551,269.44)



Group Subsidy

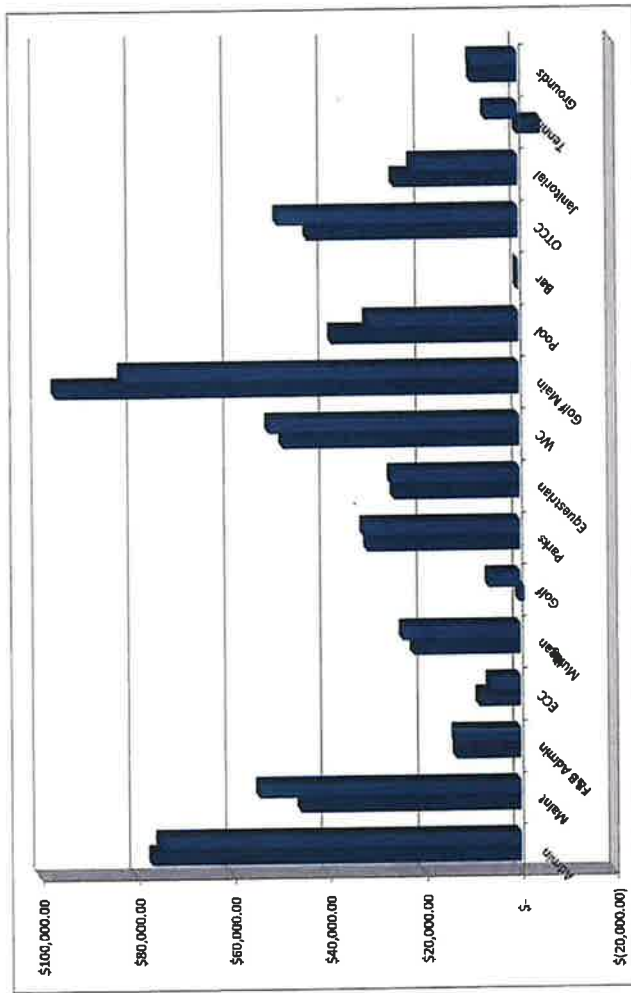
-\$84,992.15
 -\$235,448.48
 -\$78,897.40
 -\$80,516.41



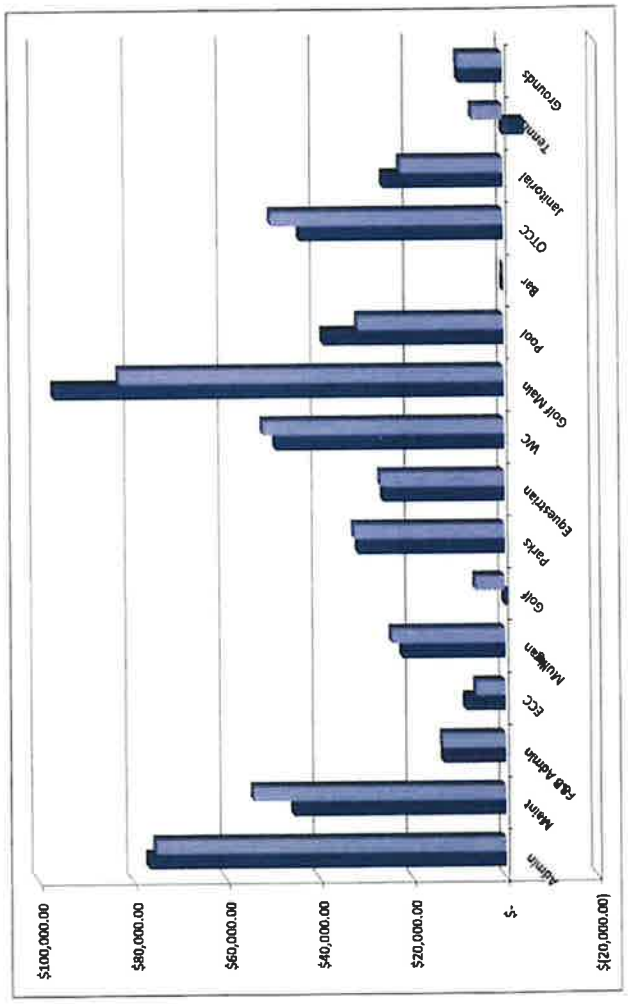
\$ (8,413.10)	Dept13	ECC
\$ (76,579.05)	Dept10	Admin
\$ (13,225.03)	Dept12	F&B Admin
\$ (22,018.22)	Dept15	Mulligan
\$ (43,654.15)	Dept24	OTCC
\$ -	Dept23	Bar
\$ (25,903.91)	Dept18	Equestrian
\$ (48,998.95)	Dept19	WC
\$ (96,196.59)	Dept20	Golf Main
\$ (38,677.87)	Dept21	Pool
\$ (31,422.87)	Dept17	Parks
\$ 894.40	Dept16	Golf
\$ 4,857.31	Dept28	Tennis
\$ (9,438.01)	Dept30	Grounds
\$ (45,428.44)	Dept11	Maint
\$ (25,649.96)	Dept26	Janitorial



■ Admin
 ■ Recreation
 ■ Food & Beverage
 ■ Misc



Department	Budget
Admin	\$ 75,075.86
Maint	\$ 54,162.72
F&B Admin	\$ 13,456.67
ECC	\$ 6,256.22
Mulligan	\$ 24,286.90
Golf	\$ 6,322.71
Parks	\$ 32,234.39
Equestrian	\$ 26,515.21
WC	\$ 51,799.32
Golf Main	\$ 82,459.12
Pool	\$ 31,293.93
Bar	\$ -
OTCC	\$ 49,829.74
Janitorial	\$ 22,060.19
Tennis	\$ 6,596.61
Grounds	\$ 9,634.26



Department	Budget
Admin	\$ 75,075.86
Maint	\$ 54,162.72
F&B Admin	\$ 13,456.67
ECC	\$ 6,256.22
Mulligan	\$ 24,286.90
Golf	\$ 6,322.71
Parks	\$ 32,234.39
Equestrian	\$ 26,515.21
WC	\$ 51,799.32
Golf Main	\$ 82,459.12
Pool	\$ 31,293.93
Bar	\$ -
OTCC	\$ 49,829.74
Janitorial	\$ 22,060.19
Tennis	\$ 6,596.61
Grounds	\$ 9,634.26