



Bear Valley Springs Association
Environmental Control Committee (ECC)
Submittal Form

Date: _____	Submittal # _____
Tract # _____	Lot# _____
Site Address: _____	
Nearest Cross Street: _____	
Lot Size: _____	

Fencing

Property Owner: _____	Phone # _____
Signature: _____	
Complete Mailing Address: _____	
Proposed Schedule Start Date: _____	Finish Date: _____
Contractor Name: _____	Phone # _____

I HEREBY APPLY TO MAKE ALTERATIONS AS FOLLOWS: Indicate by initialing the applicable letter choice(s) below:

A. _____ Initial	<p>BUILD A FENCE Purpose (circle one):</p> <p>Privacy Perimeter/Property Definition Dog Containment Horse/Farm Animal Other: _____</p> <p style="text-align: center;">(Must be 50 ft from any residence)</p> <p>The following must be submitted: 1) A plot plan showing location and dimensions. 2) Drawing showing details including height, size of rails, posts, etc.; distance between posts; materials to be used and color of paint/stain and gates(attached form may be used). Please note: Stamped approval by the Community Services District (CSD) is required, prior to submitting for ECC approval. When fences or other construction encroaches on easements or crosses property lines the prior approval by the ECC is void. The ECC recommends surveying prior to installation. Call before you dig – USA dig 1-800-642-2444.</p>
B. _____ Initial	<p>REPAINT/PAINT EXTERIOR FENCE</p> <p>Paint Manufacturer: _____</p> <p>Light Reflective Value: _____</p> <p>(LRV Values are listed on most paint charts. Must be earth tone and an LRV rating of 60 or less and at the discretion of the ECC)</p> <div style="border: 1px solid black; padding: 5px; text-align: center;"> <p>Paint manufacturer's chip is required</p> <p>Attach color sample here</p> </div>
C. _____ Initial	<p>GATE: Color (circle one): Green Brown Tan Natural Wood Other: _____</p> <p>Please complete attached gate form or submit drawing/photo of proposed gate</p>

I/we hereby acknowledge that I/we have read this application and that all information provided is correct. I/we agree to comply with all the rules and regulations of the Bear Valley Springs Association. Property Owner(s) initials: ____/____

Bear Valley Community Services District Only		
Approved: _____	Disapproved: _____	Date: _____
Condition of Approval: No interference with curbs, berms, dikes, roadway drains, water lines (and related equipment), meter boxes, sewer lines, sewer manholes are permitted. Any excavation into the CSD Right-of-Ways or Easement must have encroachment permit. Call 661-821-4428 with any questions.		
Reason(s) for Disapproval: _____		
General Manager Signature: _____		

Environmental Control Committee Use Only		
Approved: _____	Disapproved: _____	Date: _____
Condition of Approval: _____		
Reason(s) for Disapproval: _____		
Committee Signatures: _____		

ENVIRONMENTAL CONTROL COMMITTEE

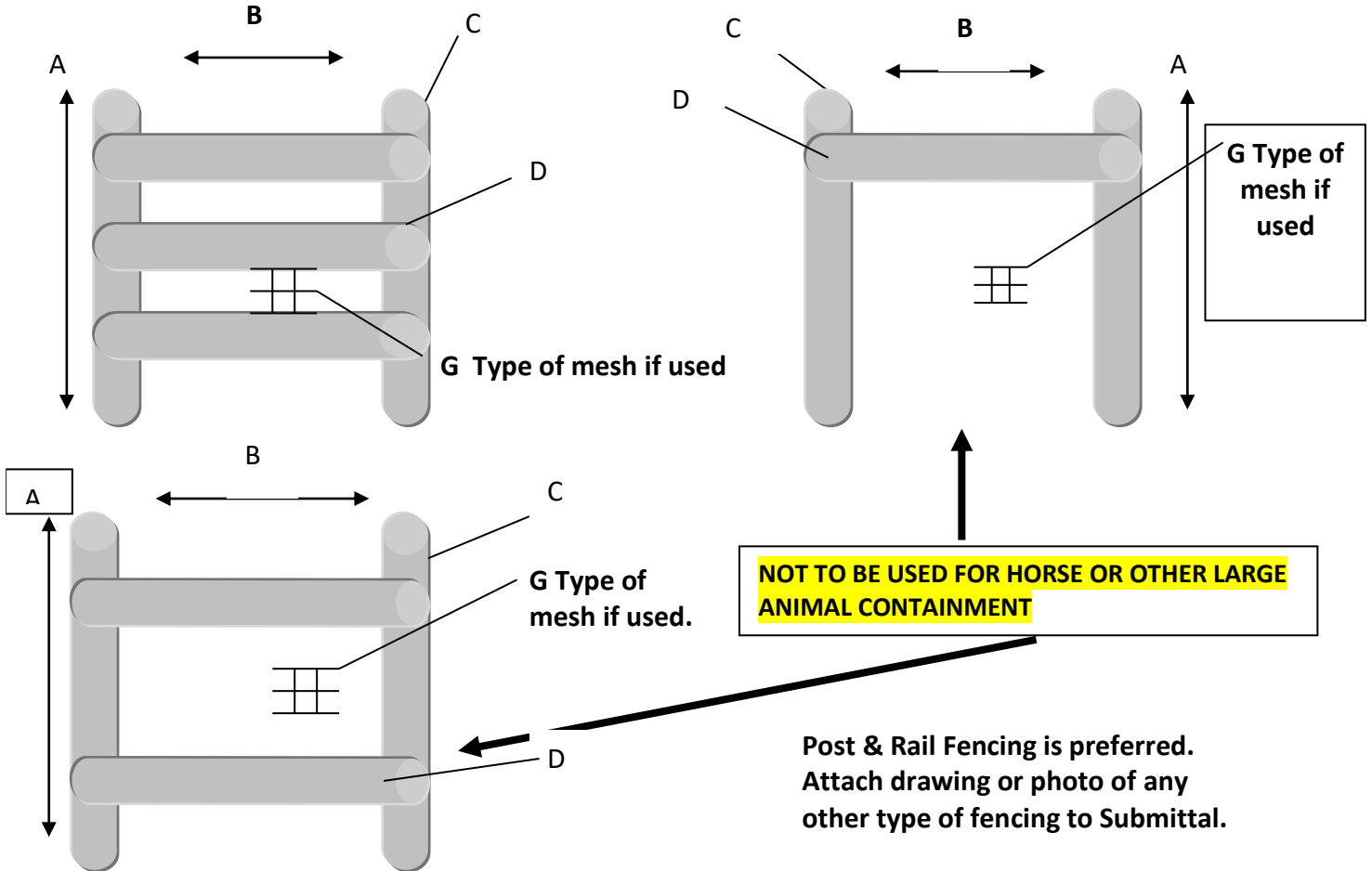
CALL BEFORE YOU DIG - USA DIG – 1-800-642-2444

REQUIREMENTS FOR WOOD POST AND RAIL FENCING

WHEN FENCES, OR OTHER CONSTRUCTION ENCROACHES ON EASEMENTS OR CROSSES PROPERTY LINES THE PRIOR

APPROVAL BY THIS COMMITTEE IS VOID.

THE ECC RECOMMENDS PROPERTY LINES BE SURVEYED BEFORE CONSTRUCTION BEGINS.



A. Enter height (5' max/4' min.) _____

B. Enter distance between posts. (8' max) _____

C. Provide thickness and type of post. (4" small - over 4', 6" nominal.) _____

D. Provide thickness and type of rails. (3" diameter or 2 X 6 board nominal.) _____

E. There must be a rail at or near the top of the posts as a minimum.

F. Type of materials used for post and rails. _____

G. Type of wire backing if used. (Example 2 X 4 mesh, 14 gauge galvanized with 9 gauge top and bottom.) _____

H. Type of gate(s) and size(s) _____

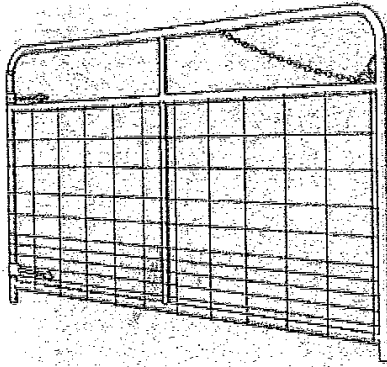
I. Any fencing where wire is installed must have bottom rail or cable to secure the wire.

Note:

1. Only approved wire, when used, must be affixed to the inside surface of the fence. (For horses, no-climb wire is recommended).
2. Gates should be finished to match or compliment the fence.
3. Owner is responsible to maintain the fence attractive and to fulfill its original purposes.

Violators are subject to a fine. See (ECC) Pg. 19, 11.A.2.v.

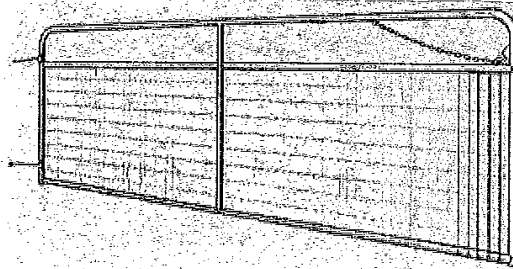
Silverado Economy Rancher Gate SPECIAL ORDER



Specifications

- Height:** 48"
- Rails:** 1 5/8" round tube
- Wire:** 1 5/8" round tube
- Gauge :** 20 gauge tube
- Latch:** 30", 3/16" welded chain
- Hinges:** 5/8" x 12" threaded rod
- Number of vertical rails:**
One vertical rail for 8', 10' and 12'
Two vertical rails for 14' and 16'

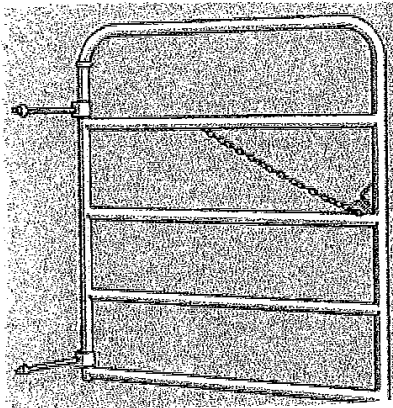
Silverado Super Rancher Gate



Specifications

- Height:** 48"
- Rails:** 1 5/8" round tube
- Gauge :** 20 gauge tube
- Latch:** 30", 3/16" welded chain
- Hinges:** 5/8" x 12" threaded rod
- Number of vertical rails:**
One vertical rail for 8', 10' and 12'
Two vertical rails for 14' and 16'

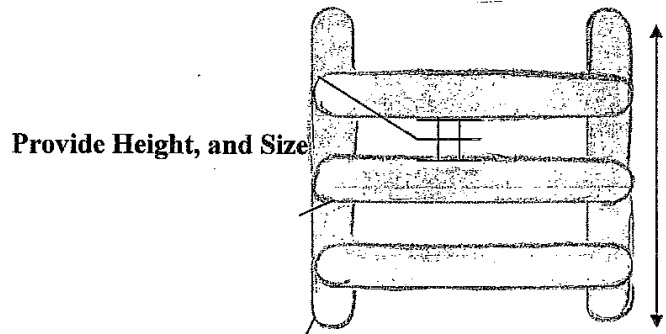
Silverado Economy Tube Gate



Specifications

- Height:** 48 inches
- Rails:** 1 5/8" round tube
- Latch:** 30 inch, 3-16" welded chain
- Hinges:** 5/8" by 12" threaded rod
- Number of vertical rails:**
One vertical rail for 8', 10', & 12'
Two vertical rails for 14' & 16'

Wooden Post & Rail Gate(s)



RANCH SERVICE & SUPPLY
 20700 South Street
 822-9101
COLORS AVAILABLE:
 GREEN - BROWN - TAN