

# WX8 Series, 6-1/4" Handrail

QUANTITY:
RETURNS:
OUTSIDE CORNERS:

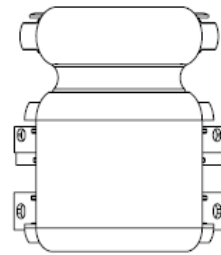
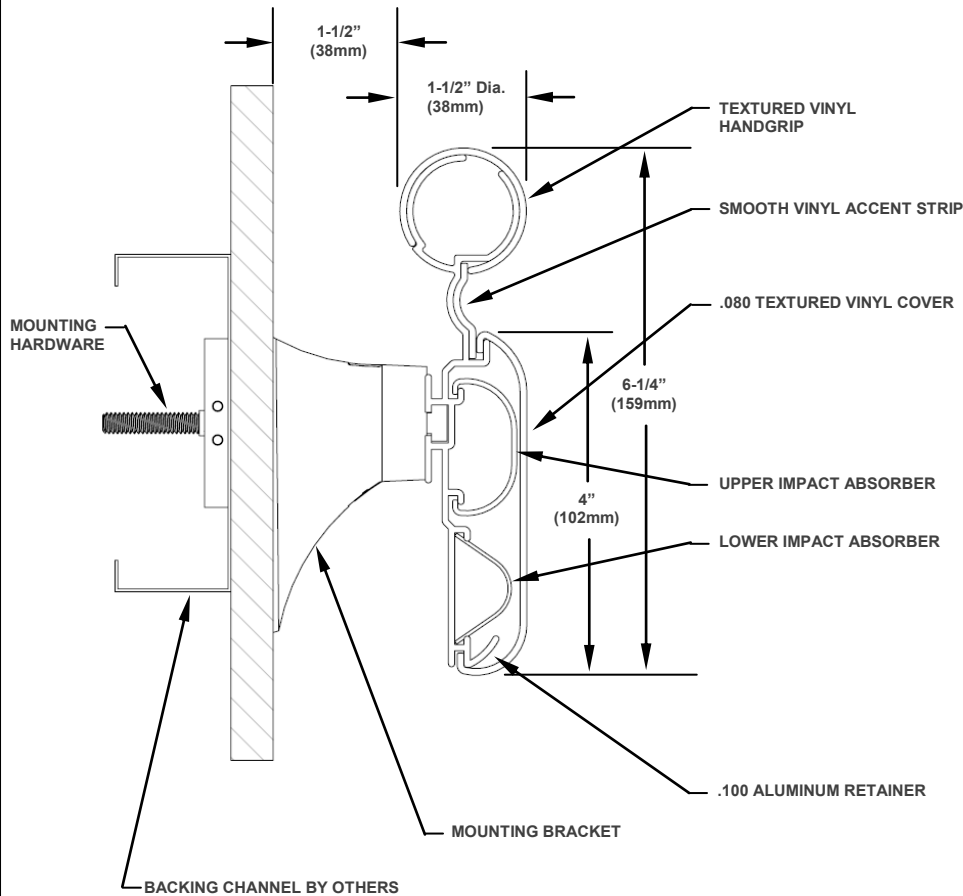
- Standard Length is 12'.
- Custom lengths are available, all custom cuts have a plus or minus 1/8" tolerance.

COVER COLOR:
ACCENT COLOR:
HANDGRIP COLOR:

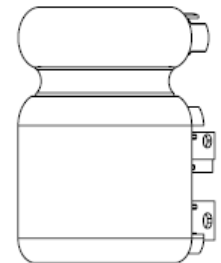
### Economy Colors

- 11921 Black
- 11924 Sawdust
- 11925 Sand
- 11926 Khaki Brown
- 11927 Gray
- 11929 White
- 11930 Taupe
- 11931 Pale Yellow
- 11932 Ivory
- 11933 Brown

*Additional colors available, call Factory for availability, lead time, and possible set up charges.*



OUTSIDE CORNER



END CAP/RETURN

### Installation

**Handrail System:** Lay out the handrail system on the wall marking the location of handrail standoffs. Attach the standoffs to the wall. Cut aluminum to desired length, attach returns or corners to the aluminum, attach aluminum to the standoffs, then cut cover, accent strip, handgrip, and impact absorbers to desired length and snap onto the aluminum. When a splice occurs, splice the aluminum retainer and the vinyl cover at different locations along the run. The use of back-up channels at stud wall conditions is recommended. For more detailed installation instructions, refer to the Wallprotex installation guide for this product.

CUSTOMER:
PROJECT:
LOCATION:
ARCHITECT
WX8-6.25CAHHR REVISED: 10/1/2015

3750 Ohio Avenue  
 St. Charles, IL 60174-5438  
 Ph: 877-880-8115 Fax: 630-443-8930  
[info@wallprotex.com](mailto:info@wallprotex.com)