

WX10 Series, Textured Vinyl Wall Sheet

- Standard Sizes: 4' x 8' or 4' x 10'.
- Standard Thickness': .040" or .060".
- Custom sizes are available.

QUANTITY:

THICKNESS:

WIDTH:

LENGTH:

COLOR:



Economy Colors

- 11921 Black
- 11924 Sawdust
- 11925 Sand
- 11926 Khaki Brown
- 11927 Gray
- 11929 White
- 11930 Taupe
- 11931 Pale Yellow
- 11932 Ivory
- 11933 Brown

Additional colors available, call Factory for availability, lead time, and possible set up charges.

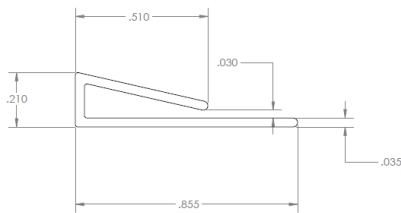
Available Accessories:

Edge Trim (for Wainscot applications)

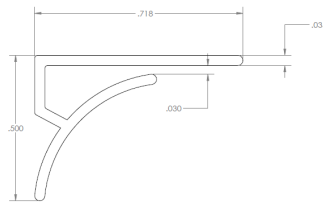
Joint Trim

Inside Corner Trim

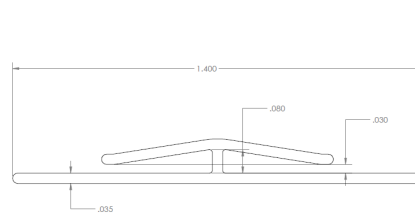
WX3 Series Corner Guards (Outside Corners)



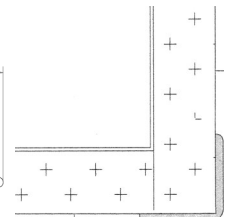
Edge Trim



Inside Corner Trim



Joint Trim



3/4" Wing Outside Corner

Installation

Vinyl wall sheets must be unpacked and inspected immediately upon receipt. The wall sheets must lay flat in a temperature controlled climate of 65°F to 75°F for 24 hours prior to installation. Make sure to thoroughly clean the application area of any dust, dirt, and grease prior to installation. Only use a recommended Adhesive and Primer for installation, apply per manufactures instructions. Once the sheet is properly placed on the wall roll the sheet from the center outwards to remove air bubbles and ensure a proper bond. See Installation Instructions for further details.

CUSTOMER:

PROJECT:

LOCATION:

ARCHITECT

WX10-TVWS REVISED: 10/18/18



wallprotex™

3750 Ohio Avenue
 St. Charles, IL 60174-5438
 Ph: 877-880-8115 Fax: 630-443-8930
 info@wallprotex.com