



TIPO MCA AND NEW TIPO CROSS

BETTER TECHNOLOGY

SAFETY



AEB
Interurban+City



Intelligent
Speed Assist



Lane Keeping
Assist



Drowsy Driver
Detection



Traffic Sign
Recognition



Automatic
High Beam

CONVENIENCE



Blind Spot
Monitoring



Front
Parking Sensors



Keyless
Entry/Go



Rear USB
Port



7" Color
Digital Cluster

BETTER TECHNOLOGY



INTELLIGENT SPEED ASSIST AND TRAFFIC SIGN RECOGNITION

The new Tipo detects and recognizes traffic signs and displays them on the TFT cluster. With speed limiter active it's also possible to limit the car's speed to the maximum allowed level read by the Traffic Sign Recognition system.



ACTIVE GRILL SHUTTER

This system optimizes aerodynamics by using vents within the grille to adjust airflow to the engine department. It grants a faster engine warm up, reduces noise and protects the cooling unit.



ATTENTION ASSIST

The system can detect the initial signs of fatigue by monitoring lateral movements of the vehicle, advising to take a break. A visual and acoustic warning will be recorded on the instrument cluster.



ADAPTIVE CRUISE CONTROL

The Tipo Adaptive Cruise Control System uses its front radar to maintain the preset safe distance from the vehicle ahead driving faster between 30 km/h and 160 km/h



ADAPTIVE HIGH BEAM

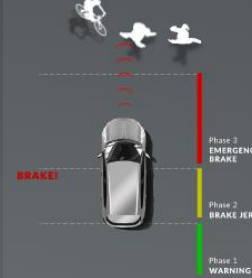
Makes nighttime driving safer ensuring wide visibility by enabling to drive with high-beams all the time while avoiding glaring to oncoming vehicles or vehicles ahead.

BETTER TECHNOLOGY



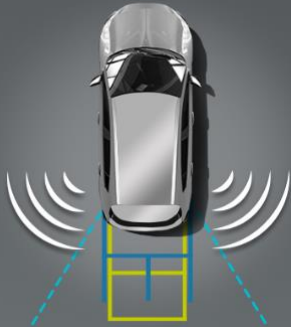
KEYLESS ENTRY / GO (OPTIONAL)

No need to use the car keys anymore: you just need to carry them with you in order to open the door and get on board.



AUTONOMOUS EMERGENCY BRAKING (INTERURBAN+CITY)

Avoid or mitigate collision with preceding vehicle, up to 200km/h of speed, thanks to Autonomous Emergency Braking. At first, the car just alerts the driver with an acoustic and visual warning in the instrument cluster, and if the driver does not respond, the system breaks the vehicle helping to avoid or mitigate potential impact.



REAR CROSS PATH DETECTION (OPTIONAL)

Helps to monitor vehicles and objects in blind areas while the Fiat Tipo is in reverse gear. If a vehicle is approaching from the side, it provides feedback to the driver via audible chimes and a light signal.



LANE CONTROL

If the car moves out its lane unintentionally, while driving over 60 km/h, the system will provide a visual indication on the instrument panel accompanied by resistance of the steering in order to bring the car back into lane limits.



BLIND SPOT ASSIST (OPTIONAL)

When driving above 10 km/h the new Tipo will detect objects in the blind areas both on the side and on the rear of the car and will alert you with an acoustic signal and a light on the side mirror. Also, this function helps you to detect an oncoming vehicle in a parking lot situation during reverse maneuvers.



FRONT PARKING SENSORS

Take it easy on any road and also when you park: at low speed, you will not accidentally bump in a car or a brickwork anymore. Under 15 km/h the parking sensor detects obstacles around the vehicle and notifies the driver of objects proximity.

NEW 7" COLOUR DIGITAL CLUSTER



3.5" on TIPO



NEW 7" on LIFE and CROSS

NEW 7" COLOUR DIGITAL CLUSTER



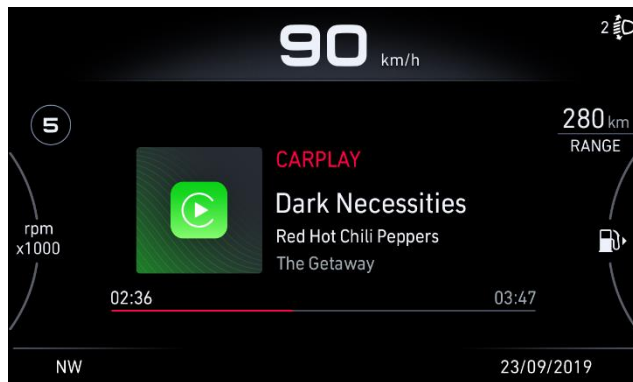
Traffic sign recognition - overspeed



Sat Nav pictograms




Lane keep assist



Music Media

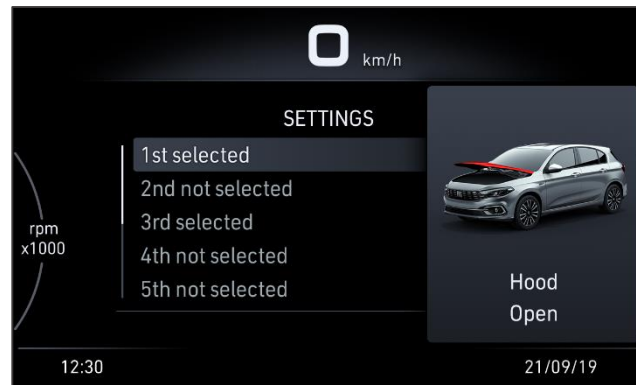


Phone book browse

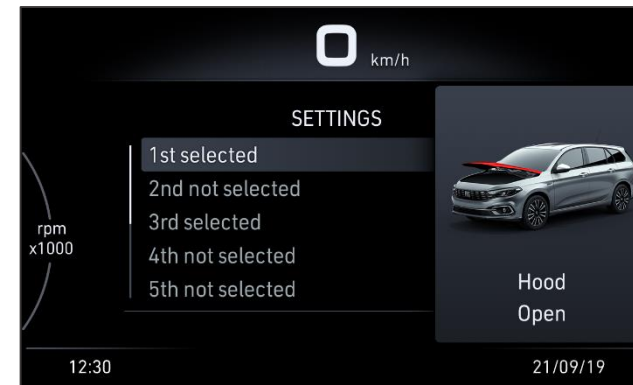


Vehicle information gauges

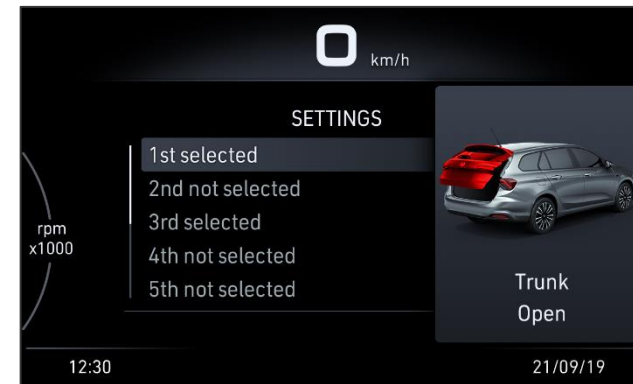
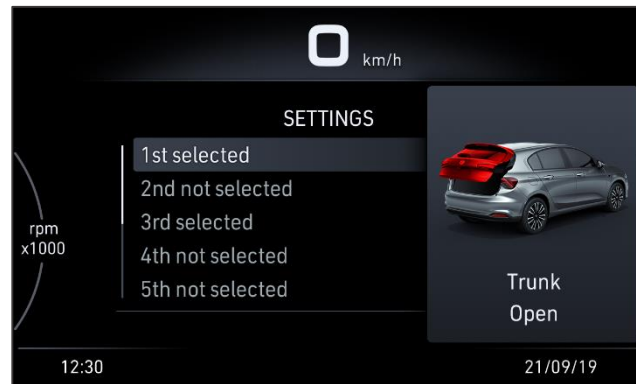
NEW 7" COLOUR DIGITAL CLUSTER



HATCHBACK



STATION WAGON



NEW LED HEADLIGHTS



NEW LED REAR LIGHTS



NEW FRONT DESIGN



NEW FRONT BUMPER

NEW LOGO AND NEW GRILLE



NEW COLOURS



PAPRIKA ORANGE

OCEANO BLUE

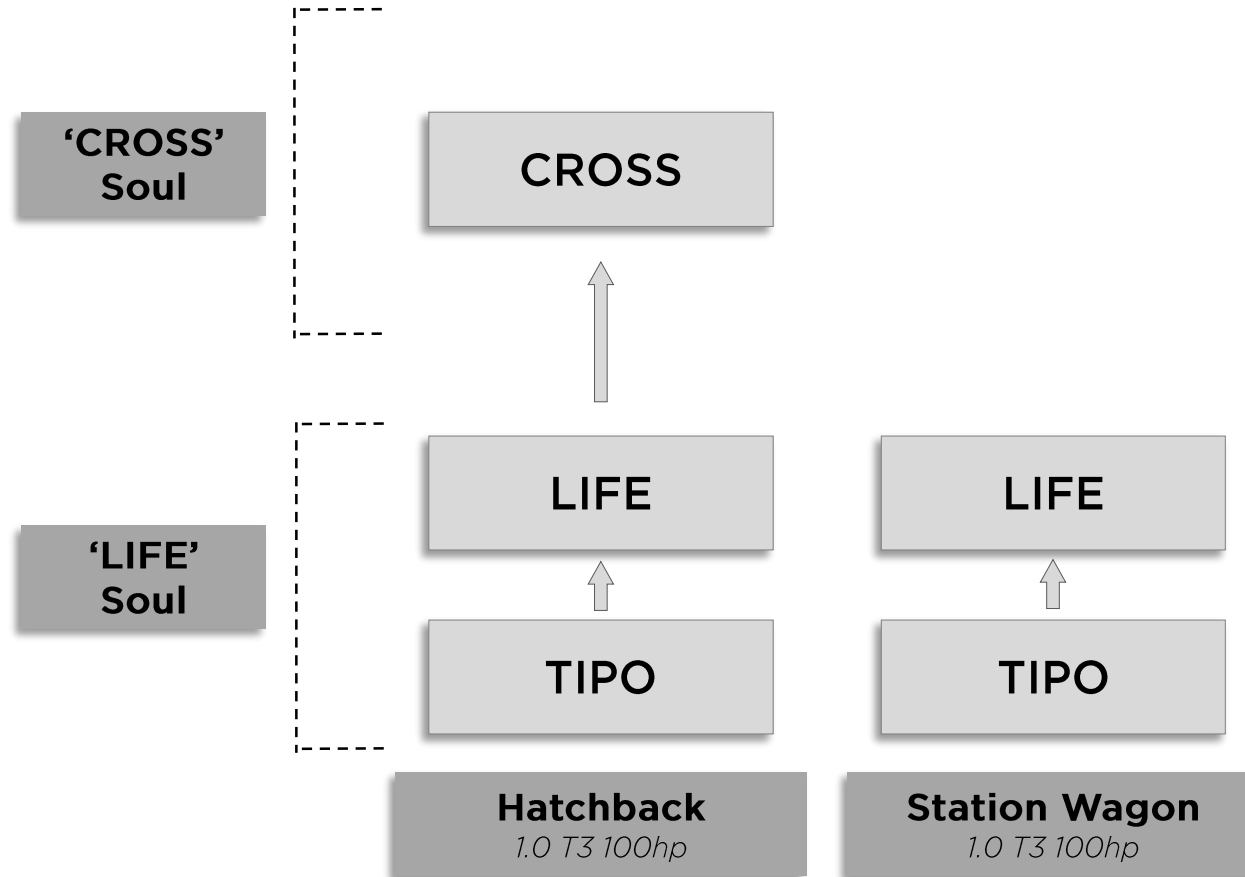
NEW ENGINE



PETROL **(GSE 1.0 T3 100hp e6d-final)**

A Petrol mainstream offer with a CO2 aligned with best-in-class competitors

NEW Tipo MCA Line-up



2x Souls

LIFE – to offer a strong customer advantage

CROSS – high level of technology and appealing 'Cross' look

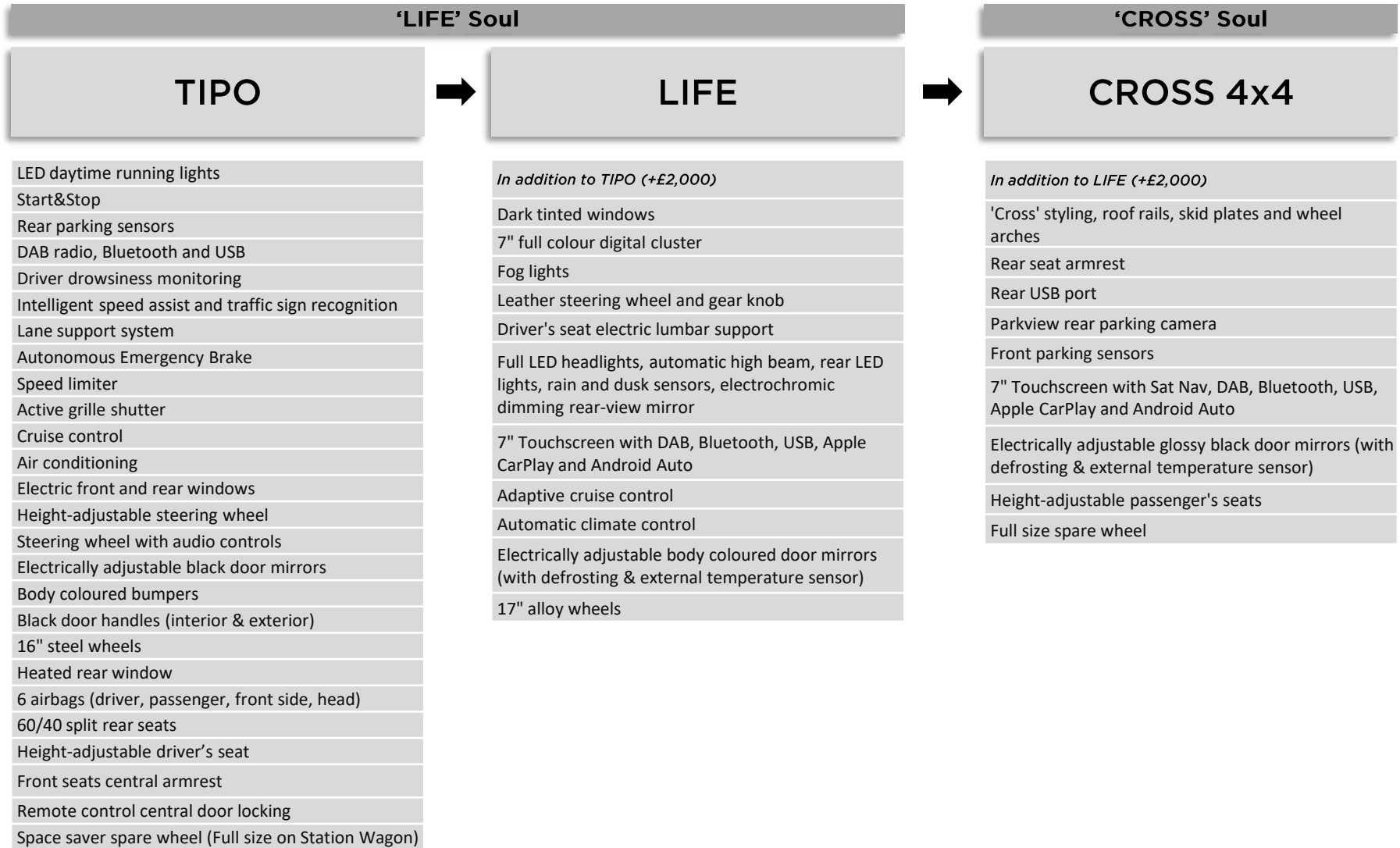
1x Engine

1.0 T3 100hp Petrol E6D-Final

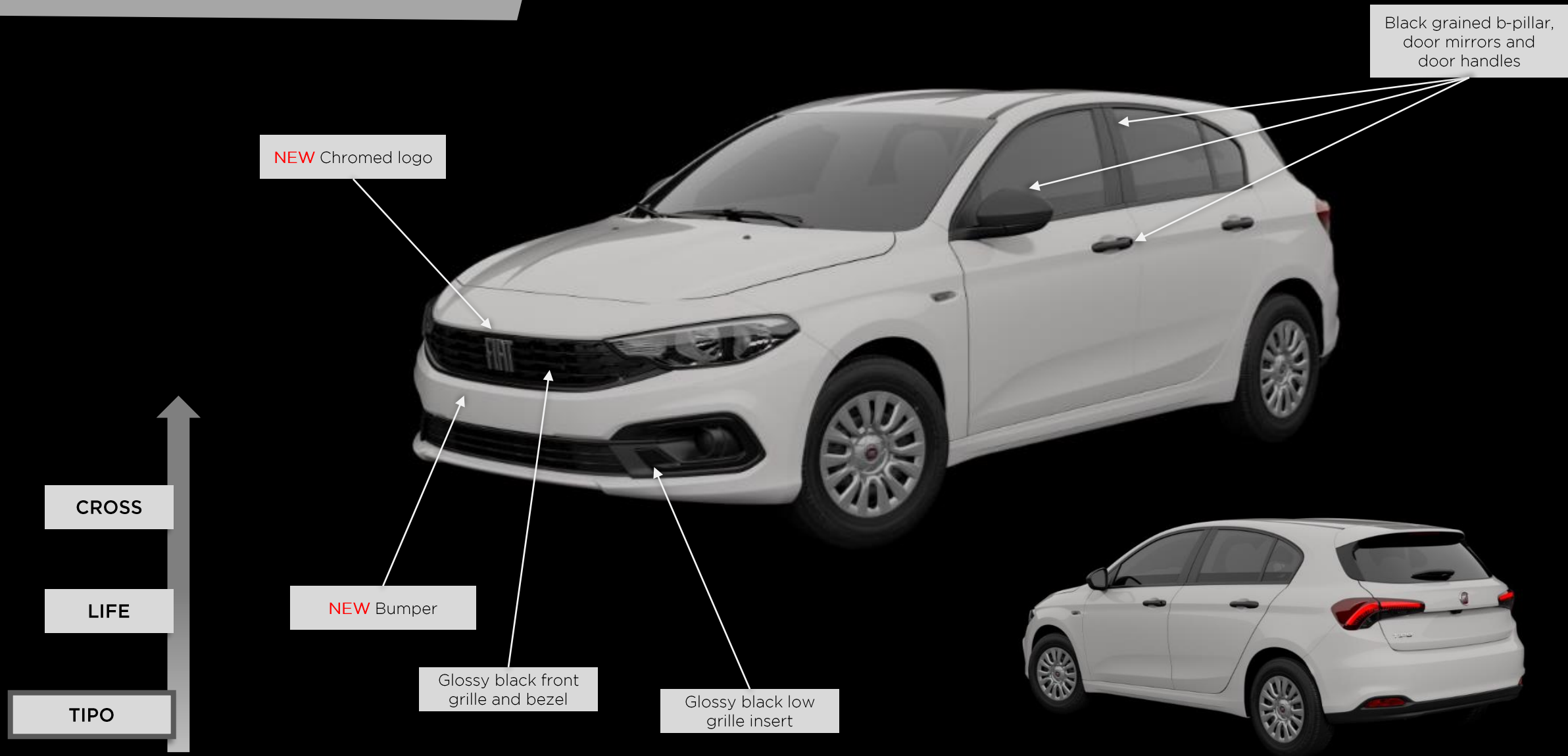
2x Body Types

Hatchback and Station Wagon

Standard Content



TIPO Exterior

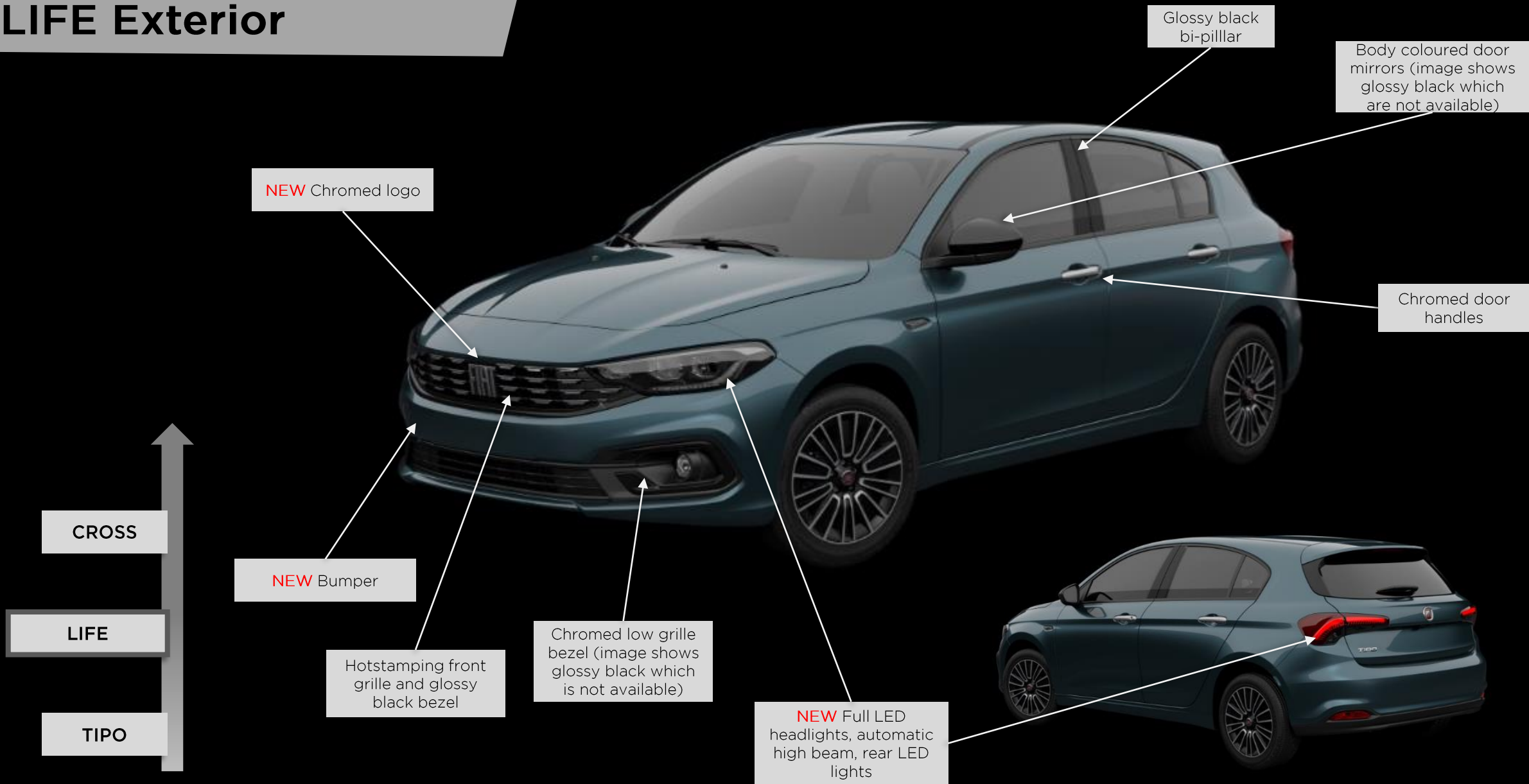


*Wheels shown in this image are not available. The standard wheels are 16" steel wheels, displayed on page 23.

TIPO Interior



LIFE Exterior



*Wheels shown in this image are not available. The standard wheels are 17" alloy wheels, displayed on page 23.

LIFE Station Wagon



LIFE Interior



Chromed steering wheel bezel

Leather steering wheel and gear knob with black stitching

Light grey upper interior

7" Touchscreen with DAB, Bluetooth, USB, Apple CarPlay and Android Auto (image shows 10" which is not available in the UK)

Chrome handbrake button, air vents bezel, door handles

CROSS Exterior



CROSS

LIFE

TIPO

+ 37 mm ground clearance

CROSS Interior



Dark grey upper interior

7" Touchscreen with Sat Nav, DAB, Bluetooth, USB, Apple CarPlay and Android Auto (image shows 10" which is not available in the UK)

Chromed steering wheel bezel

Leather steering wheel and gear knob with grey stitching

Chrome handbrake button, air vents bezel, door handles

NEW CROSS Seats



Wheels Configuration

STANDARD

TIPO



16" steel wheels

LIFE



NEW 17" diamond alloy wheels

CROSS



NEW 15" matt black diamond alloy wheels



NEW 16" alloy wheels
(available on Life at launch only)

Paints Configuration

METALLIC PAINTS



**Magnetic
Bronze**
5CC-444



**Cinema
Black**
5CD-718



**Mediterraneo
Blue**
5CE-717



**Maestro
Grey**
5DQ-612



**Sabbia
Pearl**
5DS-722



**Colosseo
Grey**
5DR-695



**Toscana
Green**
6Y2-651



**Venezia
Blue**
5DT-515



**OCEANO
BLUE**
6FW-405



**PAPRIKA
ORANGE**
6FX-417

SOLID PAINTS



**Metropoli
Grey**
5CB-793



**Passione
Red**
6Y3-168



**Gelato
White**
5CA-249

Paints Configuration

Opt Code	Opt Description	TIPO	LIFE	CROSS	Price £
5CC	Magnetic Bronze (444)	O	O	O	£550
5CD	Cinema Black (718)	O	O	O	£550
5CE	Mediterraneo Blue (717)	O	O	O	£550
5DQ	Maestro Grey (612)	O	O	O	£550
5DS	Sabbia Pearl (722)	O	O	O	£550
5DR	Colosseo Grey (695)	O	O	O	£550
6Y2	Toscana Green (651)	-	O	O	£550
6FW	NEW Oceano Blue (405)	-	O	O	£550
6FX	NEW Paprika Orange (417)	-	-	O	£550
5CB	SOLID Metropoli Grey (793)	-	-	O	£550
6Y3	SOLID Passione Red (168)	O	O	O	£550
5CA	SOLID Gelato White (249)	O	O	O	£0

Interior Configuration

	TIPO	LIFE	CROSS
Interior Code	030	645	042
Description	Grey Fabric with Black Door Panel	Dark colors fabric with insert in Black Ripse and double stitching with Black Door Panel	Black and Grey Melange fabric + embroidery with double stitchings with Black Door Panel

Engine Specification

HATCHBACK

Engine	Engine capacity cc	HP	Acceleration 0-62 mph (s)	Top Speed mph	WLTP Emissions CO2 g/km	WLTP Combined Cycle mpg (l/100km)	Low mpg (l/100km)	Medium mpg (l/100km)	High mpg (l/100km)	Extra High mpg (l/100km)
LIFE / SPORT Soul										
1.0 100hp	999	100	11.8	119	125 - 132	5.5-5.8	7.2-7.3	5.4-5.7	4.7-5.0	5.6-6.1
CROSS Soul										
1.0 100hp	999	100	11.8	119	130 - 131	5.7-5.8	7.3	5.5-5.6	4.9-5.0	6.0-6.1

STATION WAGON

Engine	Engine capacity cc	HP	Acceleration 0-62 mph (s)	Top Speed mph	WLTP Emissions CO2 g/km	WLTP Combined Cycle mpg (l/100km)	Low mpg (l/100km)	Medium mpg (l/100km)	High mpg (l/100km)	Extra High mpg (l/100km)
LIFE / SPORT Soul										
1.0 100hp	999	100	12.0	119	126-133	5.6-5.9	7.3-7.4	5.5-5.8	4.7-5.0	5.7-6.1

*Fuel consumption and CO2 figures are obtained in accordance with EC directives/regulations and may not be representative of real-life driving conditions. Factors such as driving style, weather and road conditions may also have a significant effect on fuel consumption.

Price List Snapshot

HATCHBACK

Model	MVS Code	WLTP CO2 g/km	Basic Price (£)	VAT (£)	Total Retail (£)	OTR Charges (£)	Total OTR (£)
LIFE Soul							
TIPO 1.0 100hp	357.E2K.2	125-132	£13,945.00	£2,789.00	£16,734.00	£956.00	£17,690.00
LIFE 1.0 100hp	357.22K.2	125-132	£15,611.67	£3,122.33	£18,734.00	£956.00	£19,690.00
CROSS Soul							
CROSS 1.0 100hp	357.T2K.2	130-131	£17,245.00	£3,449.00	£20,694.00	£996.00	£21,690.00

STATION WAGON

Model	MVS Code	WLTP CO2 g/km	Basic Price (£)	VAT (£)	Total Retail (£)	OTR Charges (£)	Total OTR (£)
LIFE Soul							
TIPO 1.0 100hp	357.E4K.2	126-133	£15,195.00	£3,039.00	£18,234.00	£956.00	£19,190.00
LIFE 1.0 100hp	357.24K.2	126-133	£16,861.67	£3,372.33	£20,234.00	£956.00	£21,190.00