

[HOME](#)[INTRODUCTION](#)[CHARGING THE
FULLY ELECTRIC 500](#)[THE FULLY ELECTRIC
500 HATCHBACK](#)[THE FULLY ELECTRIC
500 CONVERTIBLE](#)[THE
FIAT RANGE](#)[CONTACT
FIAT](#)

Use the menu bar above to navigate through the guide. Click ESC to exit

THE FULLY ELECTRIC 500





Use the menu bar above to navigate through the guide. Click ESC to exit

THE FULLY ELECTRIC 500

The Fiat 500 has become an icon of Italian design and lifestyle, and the new Fully Electric 500 – the brand's first 100% electric car – provides a raft of best-in-class features. The Fully Electric 500 is also the first city car to offer Level 2 Autonomous Driving and qualifies for the full Government Plug-in Car Grant (PiCG) of £2,500 (as at October 2021).

Four trim levels are available – Action (Hatchback only), RED, Icon and La Prima – each with its own distinctive character, and the 500 Convertible is the only soft-top four-seat EV currently on the market.

The Fully Electric 500 Action, priced from £20,995 OTR including PiCG, is fitted with a 93hp electric motor giving 0-62mph acceleration

in 9.5 seconds and a top speed of 84mph. The lithium-ion battery has a 24kWh capacity giving a range of up to 115 miles[#] on the WLTP cycle.

All Fully Electric 500 models come with an 11kW Mode 3 charging cable and storage bag as standard and the Combo 2 socket, located on the rear right side panel of the car, enables fast charging in both AC and DC modes via the 50kW fast-charging system; charging to a range of around 30 miles takes less than 10 minutes.

For charging at home or in public, the 11kW Mode 3 cable, standard on all Fully Electric 500 models, works in conjunction with a charging station or wallbox.



Combo 2 socket can accept both AC and DC charging

FULLY ELECTRIC 500: ADVANCED DRIVER ASSISTANCE SYSTEMS

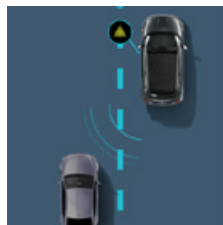
A wide range of driver aids creates a safe driving environment



Attention Assist: detects driver fatigue and advises you to take a break



Autonomous Emergency Braking: with pedestrian and cyclist detection



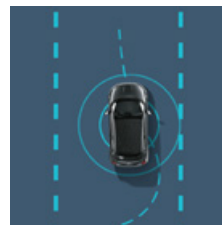
Blind Spot Monitoring: detects and alerts you of objects in blind spots



SOS Emergency Call: calls emergency services in the event of an accident



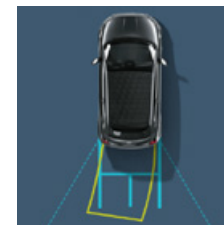
Adaptive Cruise Control: sets and keeps a safe distance vehicles in front



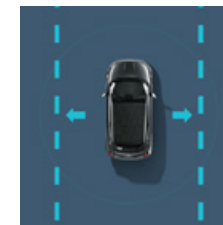
Lane Departure Warning: warns if you are about to deviate from your lane



360° Parking Sensors: to help achieve optimal parking in tight situations



Rear View Camera: with Dynamic Gridlines for clear reversing guidance



Lane Centering: helps you to keep travelling in your own lane



Use the menu bar above to navigate through the guide. Click ESC to exit

THE FULLY ELECTRIC 500 (continued)

Icon and La Prima models, as well as the new RED, are powered by a 115hp electric motor giving a top speed of 93mph and 0-62mph time of 9.0 seconds. The 42kWh battery provides a range of up to 199 miles[#] on the WLTP cycle, increasing to 285 miles[#] in city driving.

With the standard-fit 85kW fast-charging capability, recharging the battery to 80% range takes just 35 minutes, or to 30 miles range around five minutes.

Numerous ADAS features are fitted as standard in the Fully Electric 500. These include Drowsy Driver Detection to monitor driver concentration levels, Autonomous Emergency Braking (AEB) which can recognise cyclists and pedestrians along with other vehicles, Lane Keep Assist (LKA) which alerts the driver if it detects any deviation from your lane and Traffic Sign Recognition which reads road signs and recommends the correct speed at which to drive.



A 7" touchscreen is standard on Action, while the Icon, new RED and La Prima models have a 10.25" screen

La Prima features a central armrest and covered centre console



The Fully Electric 500 Convertible top is available in three shades depending on body colour

[#]The Fully Electric 500 is a battery electric vehicle requiring mains electricity for charging. Range figures were obtained after the battery had been fully charged. Figures shown are for comparability purposes and may not reflect real-life driving results, which will depend upon a number of factors including the starting charge of the battery, accessories fitted (post-registration), variations in weather, driving styles and vehicle load. For a full emission statement, please refer to the final page

FULLY ELECTRIC 500: CHARGING SOLUTIONS

The Fully Electric 500 includes ingenious technology and fast-charging options



Range Autonomy: a range of up to 199 miles[#] covers most typical commuting journeys and more



Sherpa Mode: the energy saving mode that saves your car's energy by limiting speed and acceleration



Fast Charging: 42kWh models can be fast-charged at 85kW, providing 80% charge after just 35 minutes



One Pedal Driving: the right-hand pedal is used for both acceleration and braking, when energy is recovered



easyWallbox: optional charge solution that needs no professional installation. Uses Bluetooth[®] for setting and checks



Connected Wallbox: the advanced homecharge solution gives full control with remote operation via Bluetooth[®]



Use the menu bar above to navigate through the guide. Click ESC to exit

CHARGING THE FULLY ELECTRIC 500

CHARGING EQUIPMENT

The Fully Electric 500 is equipped with a CCS Combo 2 smart charging socket and Mode 2 charging cable as standard. The Mode 3 cable (standard on all models) enables AC charging at 11kW, with DC fast-charging at a rate of 50kW or 85kW in dedicated public stations equipped with a Mode 4 charging cable

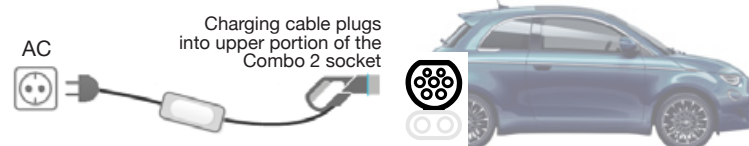
CHARGING MODE

MODE 2

Domestic charging is enabled by a Mode 2 charging cable

CHARGING RATE

3kW DOMESTIC SOCKET




CHARGING CABLE

MODE 2




CHARGING TIMES

CITY RANGE: 24kWh
up to 115 miles (185km)[#]



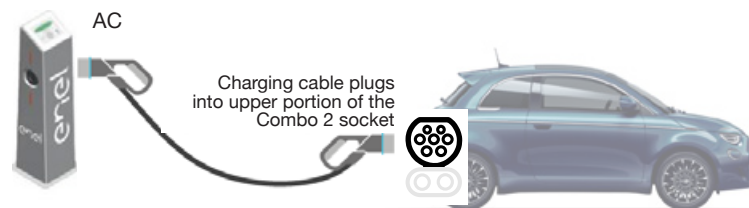
CITY RANGE: 42kWh
up to 199 miles (320km)[#]





MODE 3

The Mode 3 charging cable is standard on all models in the Fully Electric 500 range. It provides AC charging at a maximum rate of 11kW (3-phase) and up to 6.6kW (1-phase), and is stored in a convenient bag located in the boot

11kW CHARGING




MODE 3



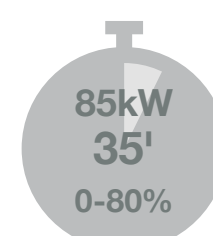
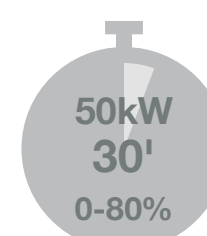
MODE 4

Public charging stations use DC fast-charging using the Mode 4 cable at 50kW for the low range battery (Action models) and 85kW for the high range battery (Passion, Icon and La Prima models)

50/85kW DC PUBLIC CHARGING



MODE 4





Use the menu bar above to navigate through the guide. Click ESC to exit



ACTION

KEY STANDARD EQUIPMENT

- 15" Style Wheels
- TFT 7" Digital Instrument Cluster
- Four-way manually adjustable front seats
- Eight-way electrically adjustable front passenger's seat
- Air conditioning
- Centre console with storage space
- Steering wheel with audio controls
- EV mode selector
- EV One Pedal driving
- Electric windows (driver's one-touch up/down)
- Electrically adjustable body coloured door mirrors
- LED daytime running lights
- LED rear lights
- Front 12v point
- Front USB port (charging and data transfer)
- Front USB port (charging only)
- Heated rear window
- Height adjustable steering wheel
- Keyless Go
- Steering wheel with audio controls
- Airbags: driver, passenger, front side (x2), window (x2)
- Four speaker sound system
- Smartphone cradle with device integration
- Rear head restraints
- Rear parking sensors
- Attention Assist (drowsiness detection)
- Autonomous Emergency Braking (AEB)
- Dusk sensor
- E-call (SOS)
- ESC (Electronic Stability Programme) and MSR, ASR and hillholder
- Electronic parking brake
- Lane Keep Assist (LKA)
- Tyre Pressure Monitoring System (TPMS)
- 50kW AC or DC fast charging
- 24kWh battery
- 70kW e-Motor
- Fix&Go puncture repair kit
- Mode 3 charging cable (3kW) with bag

FULLY ELECTRIC 500 ACTION

Action trim marks entry to the new Fully Electric 500 range. Packed with innovation and advanced technology for effortless zero-emission driving, power comes from a 70kW e-motor with a 24kWh battery giving a range of 115 miles (WLTP)[#] and a 0-62mph time of just 9.5 seconds.

Standard equipment includes 15" wheels, air conditioning, LED daytime running lights, LED brake lights and unique EV one pedal driving, where the right-hand pedal is used for both acceleration and braking.

FULLY ELECTRIC 500 ACTION POWER UNIT

	Battery capacity (kWh)	Drive	Transmission	Power (hp)
ELECTRIC				
70kW e-Motor	24	FWD	Automatic	93

FULLY ELECTRIC 500 ACTION COMPARISONS

Comparisons	Fully Electric 500 Action Hatch 3dr	Volkswagen e-Up! 5dr	Peugeot e-208 Active Premium 5dr	Vauxhall Corsa E SE Nav 5dr
Price (P11D)	£23,440 ¹	£23,500	£29,670	£30,610
Power (hp)	95	82	136	136
Battery capacity (kWh)	24	32	50	50
Range (WLTP) (miles)	115 [#]	161	207	209
BIK % (2021/22)	1	1	1	1
BIK tax (2021/22) ²	£4/£8	£4/£8	£5/£10	£5/£10
BIK tax (2022/23) ²	£7/£14	£7/£14	£9/£18	£9/£19
BIK tax (2023/24) ²	£7/£14	£7/£14	£9/£18	£9/£19
Class 1A NIC ³	£32	£32	£41	£42

¹Figures include PICG and are dependent on exact specification. ²Quoted monthly for 20%/40% tax payers. ³In 2021/22. [#]The new Fully Electric 500 is a battery electric vehicle requiring mains electricity for charging. Range figures were obtained after the battery had been fully charged. Figures shown are for comparability purposes and may not reflect real life driving results, which will depend upon a number of factors including the starting charge of the battery, accessories fitted (post-registration), variations in weather, driving styles and vehicle load. For a full emission statement, please refer to the final page

[HOME](#)[INTRODUCTION](#)[CHARGING THE
FULLY ELECTRIC 500](#)[THE FULLY ELECTRIC
500 HATCHBACK](#)[THE FULLY ELECTRIC
500 CONVERTIBLE](#)[THE
FIAT RANGE](#)[CONTACT
FIAT](#)[ACTION](#)[ICON](#)[RED](#)[LA PRIMA](#)

Use the menu bar above to navigate through the guide. Click ESC to exit



FULLY ELECTRIC 500 ICON

Adding sporting flair to the range, the Fully Electric 500 Icon offers a dynamic and stylish take on the 500's character with equipment that builds on the Passion trim. 16" alloy wheels, a 10.25" touchscreen infotainment system with satellite navigation, premium fabric seats and soft touch steering wheel, dashboard insert painted in body colour and wearable key are just some of the equipment highlights.

FULLY ELECTRIC 500 ICON MOTOR

	Battery size (kWh)	Drive	Transmission	Power (hp)
ELECTRIC				
87kW e-motor	42	FWD	Automatic	118

ICON

KEY STANDARD EQUIPMENT

(IN ADDITION TO ACTION)

- 16" Dark finish alloy wheels
- 10.25" touchscreen infotainment, wireless Apple CarPlay® / Android Auto™ connectivity and satellite navigation
- Uconnect™ Services*
- Soft touch steering wheel
- 50/50 split folding rear seats
- Automatic air conditioning
- Cruise control
- Driver's seat with memory function
- Eco-Leather Steering Wheel with Audio Controls
- Passive entry and Keyless Go
- Wearable Key
- Rain sensor
- 42kWh battery capacity with 87kW e-motor

*Uconnect Services, where available, require a data enabled smartphone to use

FULLY ELECTRIC 500 ICON COMPARISONS

Comparisons	Fully Electric 500 Icon Hatch 3dr	Volkswagen e-Up! 5dr	Peugeot e-208 Active Premium 5dr	Vauxhall Corsa E SE Nav 5dr
Price (P11D)	£28,440 ¹	£23,500	£29,670	£30,610
Power (hp)	118	82	136	136
Battery capacity (kWh)	42	32	50	50
Range (WLTP) (miles)	186-199 [#]	161	207	209
BIK % (2021/22)	1	1	1	1
BIK tax (2021/22) ²	£5/£9	£4/£8	£5/£10	£5/£10
BIK tax (2022/23) ²	£9/£17	£7/£14	£9/£18	£9/£19
BIK tax (2023/24) ²	£9/£17	£7/£14	£9/£18	£9/£19
Class 1A NIC ³	£39	£32	£41	£42

¹Figures include PICG and are dependent on exact specification. ²Quoted monthly for 20%/40% tax payers. ³In 2021/22. [#]The new Fully Electric 500 is a battery electric vehicle requiring mains electricity for charging. Range figures were obtained after the battery had been fully charged. Figures shown are for comparability purposes and may not reflect real life driving results, which will depend upon a number of factors including the starting charge of the battery, accessories fitted (post-registration), variations in weather, driving styles and vehicle load. For a full emission statement, please refer to the final page

[HOME](#)[INTRODUCTION](#)[CHARGING THE
FULLY ELECTRIC 500](#)[THE FULLY ELECTRIC
500 HATCHBACK](#)[THE FULLY ELECTRIC
500 CONVERTIBLE](#)[THE
FIAT RANGE](#)[CONTACT
FIAT](#)[ACTION](#)[ICON](#)[RED](#)[LA PRIMA](#)

Use the menu bar above to navigate through the guide. Click ESC to exit



FULLY ELECTRIC 500 RED

Added interior luxury, unique interior and exterior trim and infotainment technology come as standard in the Fully Electric Fiat 500 RED.

A 10.25" touchscreen DAB radio with Bluetooth®, USB, Apple CarPlay® and Android Auto™ connectivity, automatic air conditioning, cruise control, remote central door locking, 50/50 split folding rear seat and Uconnect™ Services* are all fitted as standard, while power comes from a 93 or 118hp e-motor with 24 or 42kWh battery giving a range of up to 199 miles#.

FULLY ELECTRIC 500 RED MOTOR CHOICE

	Battery capacity (kWh)	Drive	Transmission	Power (hp)
ELECTRIC				
70kW e-motor	24	FWD	Automatic	93
87kW e-motor	42	FWD	Automatic	118

RED

KEY STANDARD EQUIPMENT

(IN ADDITION TO ICON)

- 16" Alloy wheels
- Metallic paint
- Unique RED interior and exterior styling
- Red-painted dashboard
- Choice of three new fabric seat trims with RED detailing
- Red '500' logo on steering wheel
- Unique floor mats
- Red door mirror covers
- Red wheel centre hubcaps
- RED logo on C-pillar
- RED Kit – cabin air filter, antibacterial Treatment on surfaces and sanitiser dispenser
- 85kW AC or DC fast charging
- 24 or 42kWh battery capacity choice
- 70 or 87kW e-Motor

Note: RED models do not come with rain sensor, passive entry, wearable key, 50/50 rear seat split and traffic sign recognition

FULLY ELECTRIC 500 RED COMPARISONS

Comparisons	Fully Electric 500 RED Hatch 3dr	Volkswagen e-Up! 5dr	Peugeot e-208 Active Premium 5dr	Vauxhall Corsa E SE Nav 5dr
Price (P11D)	£28,440 ¹	£23,500	£29,670	£30,610
Power (hp)	118	82	136	136
Battery capacity (kWh)	42	32	50	50
Range (WLTP) (miles)	186-199 [#]	161	207	209
BIK % (2021/22)	1	1	1	1
BIK tax (2021/22) ²	£5/£9	£4/£8	£5/£10	£5/£10
BIK tax (2022/23) ²	£9/£17	£7/£14	£9/£18	£9/£19
BIK tax (2023/24) ²	£9/£17	£7/£14	£9/£18	£9/£19
Class 1A NIC ³	£39	£32	£41	£42

¹Figures include P11G and are dependent on exact specification. ²Quoted monthly for 20%/40% tax payers. ³In 2021/22. [#]The new Fully Electric 500 is a battery electric vehicle requiring mains electricity for charging. Range figures were obtained after the battery had been fully charged. Figures shown are for comparability purposes and may not reflect real life driving results, which will depend upon a number of factors including the starting charge of the battery, accessories fitted (post-registration), variations in weather, driving styles and vehicle load. For a full emission statement, please refer to the final page

[HOME](#)[INTRODUCTION](#)[CHARGING THE
FULLY ELECTRIC 500](#)[THE FULLY ELECTRIC
500 HATCHBACK](#)[THE FULLY ELECTRIC
500 CONVERTIBLE](#)[THE
FIAT RANGE](#)[CONTACT
FIAT](#)[ACTION](#)[ICON](#)[RED](#)[LA PRIMA](#)

Use the menu bar above to navigate through the guide. Click ESC to exit



FULLY ELECTRIC 500 LA PRIMA

LA PRIMA

KEY STANDARD EQUIPMENT

(IN ADDITION TO ICON)

- 17" diamond cut alloy wheels
- Full LED headlights
- Premium fabric seats
- Panoramic glass roof (fixed)
- Chrome aluminium liner on side
- Chromed DLO moulding
- Bi-colour soft-touch steering wheel
- Eco-leather seats with FIAT monogram
- Six-way manually adjustable front seats
- Electrochromic internal rear view mirror
- Vinyl-wrapped dashboard insert
- Two rear speakers
- Front centre armrest and closed centre console
- Floor mats with '500' logo
- Door kickplates
- Adaptive Cruise Control (ACC) with lane centring and traffic jam assist
- 360 degree parking sensors
- Blindspot warning
- Rearview parking camera
- Auto Icon/low beam
- Wireless mobile charging pad

At the top of the Fully Electric 500 range, the La Prima comes with outstanding equipment. 17" diamond cut alloy wheels, a fixed glass panoramic sunroof, eco-leather seats with FIAT monogram, rear view parking camera with 360 degree parking sensors and Adaptive Cruise Control (ACC) with lane centring and traffic jam assist enable the La Prima to cut a dash in urban traffic to deliver a truly luxurious experience.

FULLY ELECTRIC 500 LA PRIMA MOTOR

	Battery size (kWh)	Drive	Transmission	Power (hp)
ELECTRIC				
87kW e-motor	42	FWD	Automatic	118

FULLY ELECTRIC 500 LA PRIMA COMPARISONS

Comparisons	Fully Electric 500 La Prima Hatch 3dr	Honda e Advance 5dr	Peugeot e-208 Active Premium 5dr	Vauxhall Corsa E SE Nav 5dr
Price (P11D)	£30,440 ¹	£34,110	£29,670	£30,610
Power (hp)	118	136	136	136
Battery capacity (kWh)	42	36	50	50
Range (WLTP) (miles)	186-199 [#]	132	207	209
BIK % (2021/22)	1	1	1	1
BIK tax (2021/22) ²	£5/£10	£6/£11	£5/£10	£5/£10
BIK tax (2022/23) ²	£9/£19	£11/£23	£9/£19	£9/£19
BIK tax (2023/24) ²	£9/£19	£11/£23	£9/£19	£9/£19
Class 1A NIC ³	£42	£47	£41	£42

¹Figures include PICG and are dependent on exact specification. ²Quoted monthly for 20%/40% tax payers. ³In 2021/22. [#]The new Fully Electric 500 is a battery electric vehicle requiring mains electricity for charging. Range figures were obtained after the battery had been fully charged. Figures shown are for comparability purposes and may not reflect real life driving results, which will depend upon a number of factors including the starting charge of the battery, accessories fitted (post-registration), variations in weather, driving styles and vehicle load. For a full emission statement, please refer to the final page

[HOME](#)[INTRODUCTION](#)[CHARGING THE
FULLY ELECTRIC 500](#)[THE FULLY ELECTRIC
500 HATCHBACK](#)[THE FULLY ELECTRIC
500 CONVERTIBLE](#)[THE
FIAT RANGE](#)[CONTACT
FIAT](#)[ICON](#)[RED](#)[LA PRIMA](#)

Use the menu bar above to navigate through the guide. Click ESC to exit



FULLY ELECTRIC 500 ICON

The Fully Electric 500 Convertible is the only soft-top EV currently available, and offers an exhilarating open-air experience. The electrically-powered soft-top can open fully in 25secs at speeds up to 62mph. Icon models feature a 10.25" touchscreen, DAB radio with Bluetooth®, USB, Apple CarPlay® and Android Auto™ connectivity, satellite navigation, automatic air conditioning, cruise control, Keyless Go and Uconnect™ Services*, while power comes from a 118hp e-motor with 42kWh battery giving a range of up to 199 miles#.

FULLY ELECTRIC 500 ICON CONVERTIBLE MOTOR

	Battery size (kWh)	Drive	Transmission	Power (hp)
ELECTRIC				
87kW e-motor	42	FWD	Automatic	118

ICON

KEY STANDARD EQUIPMENT

- 16" Dark finish alloy wheels
- 10.25" touchscreen infotainment, wireless Apple CarPlay® / Android Auto™ connectivity and satellite navigation
- Uconnect™ Services*
- Soft touch steering wheel
- 50/50 split folding rear seats
- Automatic air conditioning
- Cruise control
- Driver's seat with memory function
- Eco-Leather Steering Wheel with Audio Controls
- Passive entry and Keyless Go
- Wearable Key
- Rain sensor
- 42kWh battery capacity with 87kW e-motor

*Uconnect Services, where available, require a data enabled smartphone to use

FULLY ELECTRIC 500 ICON CONVERTIBLE COMPARISONS

Comparisons	Fully Electric 500 Icon Convertible	Honda e Standard 5dr	Peugeot e-208 Active Premium 5dr	Vauxhall Corsa E SE Nav 5dr
Price (P11D)	£31,090 ¹	£31,610	£29,670	£30,610
Power (hp)	118	136	136	136
Battery capacity (kWh)	42	36	50	50
Range (WLTP) (miles)	186-199 [#]	132	217	209
BIK % (2021/22)	1	1	1	1
BIK tax (2021/22) ²	£5/£10	£5/£11	£5/£10	£5/£10
BIK tax (2022/23) ²	£10/£19	£11/£21	£9/£18	£9/£19
BIK tax (2023/24) ²	£10/£19	£11/£21	£9/£18	£9/£19
Class 1A NIC ³	£43	£44	£41	£42

¹Figures include PICG and are dependent on exact specification. ²Quoted monthly for 20%/40% tax payers. ³In 2021/22. [#]The new Fully Electric 500 is a battery electric vehicle requiring mains electricity for charging. These figures were obtained after the battery had been fully charged. Figures shown are for comparability purposes and may not reflect real life driving results, which will depend upon a number of factors including the starting charge of the battery, accessories fitted (post-registration), variations in weather, driving styles and vehicle load. For a full emission statement, please refer to the final page



Use the menu bar above to navigate through the guide. Click ESC to exit



FULLY ELECTRIC 500 RED

Added interior luxury, unique interior and exterior trim and infotainment technology come as standard in the Fully Electric Fiat 500 RED. Free-of-charge red metallic paint, 16" alloy wheels, unique RED interior and exterior styling including a red-painted dashboard, a choice of three new fabric seat trims with RED detailing and a Red '500' logo on the steering wheel are just some of the equipment highlights, while power comes from a 42kWh battery and 87kW e-Motor.

FULLY ELECTRIC 500 RED CONVERTIBLE MOTOR

	Battery size (kWh)	Drive	Transmission	Power (hp)
ELECTRIC				
87kW e-motor	42	FWD	Automatic	118

RED KEY STANDARD EQUIPMENT (IN ADDITION TO ICON)

- 16" Alloy wheels
- Metallic paint
- Unique RED interior and exterior styling
- Red-painted dashboard
- Choice of three new fabric seat trims with RED detailing
- Red '500' logo on steering wheel
- Unique floor mats
- Red door mirror covers
- Red wheel centre hubcaps
- RED logo on C-pillar
- RED Kit – cabin air filter, antibacterial Treatment on surfaces and sanitiser dispenser
- 85kW AC or DC fast charging
- 42kWh battery capacity choice
- 87kW e-Motor

Note: RED models do not come with rain sensor, passive entry, wearable key, 50/50 rear seat split and traffic sign recognition

FULLY ELECTRIC 500 RED CONVERTIBLE COMPARISONS

Comparisons	Fully Electric 500 RED Convertible	Honda e Advance 3dr	Peugeot e-208 Active Premium 5dr	Vauxhall Corsa E SE Nav 5dr
Price (P11D)	£31,090 ¹	£33,160	£29,670	£30,610
Power (hp)	118	136	136	136
Battery capacity (kWh)	42	36	50	50
Range (WLTP) (miles)	186-199 [#]	132	217	209
BIK % (2021/22)	1	1	1	1
BIK tax (2021/22) ²	£5/£10	£6/£11	£5/£10	£5/£10
BIK tax (2022/23) ²	£10/£19	£11/£23	£10/£19	£10/£19
BIK tax (2023/24) ²	£10/£19	£11/£23	£10/£19	£10/£19
Class 1A NIC ³	£43	£47	£40	£42

¹Figures include PICG and are dependent on exact specification. ²Quoted monthly for 20%/40% tax payers. ³In 2021/22. [#]The new Fully Electric 500 is a battery electric vehicle requiring mains electricity for charging. These figures were obtained after the battery had been fully charged. Figures shown are for comparability purposes and may not reflect real life driving results, which will depend upon a number of factors including the starting charge of the battery, accessories fitted (post-registration), variations in weather, driving styles and vehicle load. For a full emission statement, please refer to the final page



Use the menu bar above to navigate through the guide. Click ESC to exit



FULLY ELECTRIC 500 LA PRIMA

LA PRIMA

KEY STANDARD EQUIPMENT

(IN ADDITION TO ICON)

- 17" diamond cut alloy wheels
- Full LED headlights
- Premium fabric seats
- Chrome aluminium liner on side
- Chromed DLO moulding
- Bi-colour soft-touch steering wheel
- Eco-leather seats with FIAT monogram
- Six-way manually adjustable front seats
- Electrochromic internal rear view mirror
- Vinyl-wrapped dashboard insert
- Two rear speakers
- Front centre armrest and closed centre console
- Floor mats with '500' logo
- Door kickplates
- Adaptive Cruise Control (ACC) with lane centring and traffic jam assist
- 360 degree parking sensors
- Blindspot warning
- Rearview parking camera
- Auto Icon/low beam
- Wireless mobile charging pad

At the top of the Fully Electric 500 Convertible range, the La Prima is a complete package that comes with outstanding equipment. With 17" diamond cut alloy wheels, eco-leather seats with FIAT monogram, rear view parking camera with 360 degree parking sensors and Adaptive Cruise Control (ACC) with lane centring and traffic jam assist the La Prima cuts a dash in urban traffic and delivers a truly luxurious experience.

FULLY ELECTRIC 500 LA PRIMA CONVERTIBLE COMPARISONS

Comparisons	Fully Electric 500 La Prima Convertible	Honda e Electric 5dr	Peugeot e-208 Active 5dr	Vauxhall Corsa E SRI Nav Premium 5dr Auto
Price (P11D)	£33,440 ¹	£33,160	£28,970	£30,835
Power (hp)	118	136	136	136
Battery capacity (kWh)	42	36	50	50
Range (WLTP) (miles)	186-199 [#]	132	217	209
BIK % (2021/22)	1	1	1	1
BIK tax (2021/22) ²	£6/£11	£6/£11	£5/£10	£5/£10
BIK tax (2022/23) ²	£10/£21	£10/£20	£10/£19	£10/£21
BIK tax (2023/24) ²	£10/£21	£10/£20	£10/£19	£10/£21
Class 1A NIC ³	£46	£46	£40	£43

¹Figures include PICG and are dependent on exact specification. ²Quoted monthly for 20%/40% tax payers. ³In 2021/22. [#]The new Fully Electric 500 is a battery electric vehicle requiring mains electricity for charging. These figures were obtained after the battery had been fully charged. Figures shown are for comparability purposes and may not reflect real life driving results, which will depend upon a number of factors including the starting charge of the battery, accessories fitted (post-registration), variations in weather, driving styles and vehicle load. For a full emission statement, please refer to the final page

FULLY ELECTRIC 500 LA PRIMA CONVERTIBLE MOTOR

	Battery size (kWh)	Drive	Transmission	Power (hp)
ELECTRIC				
87kW e-motor	42	FWD	Automatic	118



Use the menu bar above to navigate through the guide. Click ESC to exit

THE FIAT RANGE

FIAT PANDA



Petrol FWD	Power (hp)	CO ₂ (g/km)	Price (P11D)	Price (OTR)
Panda 1.0 Hybrid	70	123	£11,795	£12,030
City Life 1.0 Hybrid	70	124	£13,135	£13,370
Sport 1.0 Hybrid	70	125	£13,835	£14,070
City Cross 1.0 Hybrid	70	126	£14,535	£14,770
Petrol 4x4				
Wild 4x4 0.9 TwinAir	85	156	£16,460	£17,070
Cross 4x4 0.9 TwinAir	85	156	£18,160	£18,770

FIAT 500/500C



500 Petrol Hybrid	Power (hp)	CO ₂ (g/km)	Price (P11D)	Price (OTR)
500 Pop 1.0 Hybrid Manual	70	114	£13,470	£13,705
500 Connect 1.0 Hybrid Manual	70	114	£15,200	£15,435
500 Dolcevita 1.0 Hybrid Manual	70	115	£15,200	£15,435
500 RED 1.0 Hybrid Manual	70	106	£16,200	£16,435
500 Hey Google 1.0 Hybrid Manual	70	105	£16,200	£16,435
500 Dolcevita Plus 1.0 Hybrid Manual	70	115	£16,700	£16,935
500 Sport 1.0 Hybrid Manual	70	116	£16,700	£16,935
500C Petrol Hybrid				
500C Pop 1.0 Hybrid Manual	70	116	£16,120	£16,355
500C Connect 1.0 Hybrid Manual	70	115	£17,850	£18,085
500C Dolcevita 1.0 Hybrid Manual	70	117	£17,850	£18,085
500C RED 1.0 Hybrid Manual	70	109	£18,850	£19,085
500C Hey Google 1.0 Hybrid Manual	70	106	£18,850	£19,085
500C Dolcevita Plus 1.0 Hybrid Manual	70	117	£19,350	£19,585
500C Sport 1.0 Hybrid Manual	70	118	£19,350	£19,585

FULLY ELECTRIC 500



Fully Electric 500 Hatchback	Range (miles) [#]	Battery (kWh)	Price (P11D)	Price (OTR) [*]
500 Action 93hp Auto	115	24	£23,440	£20,995
500 RED 93hp Auto	115	24	£25,440	£22,995
500 Icon 118hp Auto	186-199	42	£28,440	£25,995
500 RED 118hp Auto	186-199	42	£28,440	£25,995
500 La Prima 118hp Auto	186-199	42	£30,440	£27,995
Fully Electric 500 Convertible				
500 Icon 118hp Auto	186-199	42	£31,090	£28,645
500 RED 118hp Auto	186-199	42	£31,090	£28,645
500 La Prima 118hp Auto	186-199	42	£33,440	£30,995

^{*}Including Government Plug-in Car Grant (PICG). [#]The fully electric Fiat 500 is a battery electric vehicle requiring mains electricity for charging. These figures were obtained after the battery had been fully charged. Figures shown are for comparability purposes and may not reflect real life driving results, which will depend upon a number of factors including the starting charge of the battery, accessories fitted (post-registration), variations in weather, driving styles and vehicle load. For a full emission statement please refer to the final page



Use the menu bar above to navigate through the guide. Click ESC to exit

THE FIAT RANGE

FIAT TIPO HATCHBACK



Petrol	Power (hp)	CO ₂ (g/km)	Price (P11D)	Price (OTR)
Tipo 1.0 100hp	100	126	£17,940	£18,175
Life 1.0 100hp	100	128	£19,940	£20,175
City Sport 1.0 100hp	100	130	£20,940	£21,175
Cross 1.0 100hp	100	130	£21,940	£22,175

FIAT TIPO STATION WAGON



Petrol	Power (hp)	CO ₂ (g/km)	Price (P11D)	Price (OTR)
Tipo 1.0 100hp	100	126	£19,440	£19,675
Life 1.0 100hp	100	126	£21,440	£21,675

FIAT 500X



Petrol	Power (hp)	CO ₂ (g/km)	Price (P11D)	Price (OTR)
Pop Turbo 1.0 6sp Manual	120	140-147	£20,150	£20,425
Connect Turbo 1.0 6sp Manual	120	141-149	£21,050	£21,325
Connect Turbo 1.3 DCT Auto	150	145-152	£24,790	£25,065
Hey Google Turbo 1.0 6sp Manual	120	141-149	£22,050	£22,325
Hey Google Turbo 1.3 DCT Auto	150	145-156	£24,550	£24,825
Cross Turbo 1.0 6sp Manual	120	141-149	£22,850	£23,125
Cross Turbo 1.3 DCT Auto	150	146-152	£24,790	£25,065
RED Turbo 1.0 6sp Manual	120	143-145	£23,850	£24,125
RED Turbo 1.3 DCT Auto	150	147-148	£26,350	£26,625
Sport Turbo 1.0 6sp Manual	120	141-157	£24,015	£24,625
Sport Turbo 1.3 DCT Auto	150	145-158	£26,515	£27,125
DolceVita Connect Turbo 1.0 6sp Manual	120	142-147	£23,700	£23,975
DolceVita Cross Turbo 1.0 6sp Manual	120	146-150	£25,500	£25,775
DolceVita Cross Turbo 1.3 DCT Auto	150	142-155	£28,000	£28,275
DolceVita Sport Turbo 1.0 6sp Manual	120	142-155	£26,665	£27,275
DolceVita Sport Turbo 1.3 DCT Auto	150	145-156	£29,165	£29,775
DolceVita RED Turbo 1.0 6sp Manual	120	143-144	£26,500	£26,775
DolceVita RED Turbo 1.3 DCT Auto	150	147-148	£29,000	£29,275

[◀ BACK](#)[NEXT ▶](#)

Fuel consumption and CO₂ figures are provided for comparative purposes only and may not reflect real life driving results, which will depend upon a number of factors including the accessories fitted (post-registration), variations in weather, driving styles and vehicle load. Only compare fuel consumption and CO₂ figures with other cars tested to the same technical procedure. For further information, please visit www.fiat.co.uk, contact your retailer or visit the Fiat Fleet Hub at www.fcfleethub.co.uk. All details correct at date of publication, October 2021.



Use the menu bar above to navigate through the guide. Click ESC to exit


THE FIAT/ABARTH RANGE

FIAT 500L



Petrol	Power (hp)	CO ₂ (g/km)	Price (P11D)	Price (OTR)
Pop 1.4 16V	95	166-167	£17,915	£18,525
Connect 1.4 16V	95	166-168	£19,215	£19,825
Hey Google 1.4 16V	95	166-168	£20,215	£20,825
Cross 1.4 16V	95	165-179	£20,315	£20,925
Sport 1.4 16V	95	168-179	£21,215	£21,825

ABARTH 595/695



Petrol	Power (hp)	CO ₂ (g/km)	Price (P11D)	Price (OTR)
595 1.4 T-Jet Manual	145	159	£17,685	£18,295
595 1.4 T-Jet Pista Manual	165	155	£20,015	£20,625
595 1.4 T-Jet Pista Manual MTA	165	156	£21,365	£21,975
595 1.4 T-Jet Turismo Manual	165	153-158	£20,760	£21,495
595 1.4 T-Jet Turismo Manual MTA	165	154-158	£22,110	£22,845
595 1.4 T-Jet F595 Manual	165	153-154	£20,215	£20,825
595 1.4 T-Jet F595 Manual MTA	165	155-156	£21,565	£22,175
595 1.4 T-Jet Yamaha Monster Manual	165	153-154	£21,965	£22,575
595 1.4 T-Jet Scorpioneoro Manual	180	153-155	£22,395	£23,130
595 1.4 T-Jet Competizione Manual	180	156	£22,860	£23,595
595 1.4 T-Jet Competizione Manual MTA	180	160	£24,210	£24,945
595 1.4 T-Jet Esessee Manual	180	156	£26,360	£27,095
595 1.4 T-Jet Esessee Manual MTA	180	161	£27,710	£28,445
695 1.4 T-Jet Anniversario Manual	180	156	£30,570	£31,305
695 1.4 T-Jet Esessee Manual	180	156	£30,570	£31,305

ABARTH 595C/695C



Petrol	Power (hp)	CO ₂ (g/km)	Price (P11D)	Price (OTR)
595C 1.4 T-Jet Manual	145	159	£20,335	£20,945
595C 1.4 T-Jet Pista Manual	165	157	£22,015	£22,625
595C 1.4 T-Jet Pista Manual MTA	165	159	£23,365	£23,975
595C 1.4 T-Jet F595 Manual	165	156-160	£22,865	£23,475
595C 1.4 T-Jet F595 Manual MTA	165	158-161	£24,215	£24,825
595C 1.4 T-Jet Turismo Manual	165	156-159	£23,410	£24,145
595C 1.4 T-Jet Turismo Manual MTA	165	158-160	£24,760	£25,495
595C 1.4 T-Jet Competizione Manual	180	156	£25,510	£26,245
595C 1.4 T-Jet Competizione Manual MTA	180	164-165	£26,860	£27,595
595C 1.4 T-Jet Esessee Manual	180	156	£29,010	£29,745
595C 1.4 T-Jet Esessee Manual MTA	180	164-165	£30,360	£31,095

[◀ BACK](#)

Fuel consumption and CO₂ figures are provided for comparative purposes only and may not reflect real life driving results, which will depend upon a number of factors including the accessories fitted (post-registration), variations in weather, driving styles and vehicle load. Only compare fuel consumption and CO₂ figures with other cars tested to the same technical procedure. For further information, please visit www.fiat.co.uk, contact your retailer or visit the Fiat Fleet Hub at www.fcfleethub.co.uk. All details correct at date of publication, October 2021.



Use the menu bar above to navigate through the guide. Click ESC to exit

CONTACT FIAT

FIAT FLEET & BUSINESS

Our specialised teams and dealer network is dedicated to providing bespoke solutions for your business, no matter the size.

Together with Leasys, our dedicated leasing and contract hire partner, we offer flexible finance solutions and a national aftersales support network to provide an all-encompassing and cost-effective fleet solution.

Contact our business centre for more information on 0800 285 1713, email fiat.fleet@fcagroup.com or visit fcafleethub.co.uk

LEASYS



EMISSION STATEMENT: Fuel consumption and CO₂ figures are provided for comparative purposes only and may not reflect real life driving results, which will depend upon a number of factors including the accessories fitted (post-registration), variations in weather, driving styles and vehicle load. Only compare fuel consumption and CO₂ figures with other cars tested to the same technical procedure. #The Fully Electric 500 is a battery electric vehicle requiring mains electricity for charging. Figures shown are for comparability purposes only and were obtained after the battery had been fully charged. For further information, please visit www.fiat.co.uk, contact your retailer or go to the Fiat Fleet Hub at www.fcafleethub.co.uk.

All details correct at date of publication, October 2021. Vehicle comparisons: manufacturer information