

PreK – Interpreting Context- Compare

DMTI VARIED PRACTICE

DMTI Varied Practice Worksheets

This ppt displays the worksheets that have varied situations (context, visual, equations, and other mathematical models) for children to work on. By completing these worksheets, children increase their foundational skills in the topic, which will help them with these standards and future mathematical topics.

1. If using a journal, have children present the worksheet and complete all the problems.
2. Or print the 'Varied Practice Worksheet Slide' using the link below for them to work on. Then, you can return to the ppt to look at the keys to check their work.

[\[Print Varied Practice Worksheets\]](#)

Grade PreK: Interpreting Context-Compare

Materials Needed

Stacking Objects (cubes, blocks, etc.) or
Wooden Blocks [DMTI math pack]

To practice writing numbers, students can trace the numerals with their finger multiple times and then try to re-write the symbol on a piece of paper.

Instructions

1. Read the story. If needed, the child can repeat each part of the story back to you as you read it to them.
2. Have the child use objects to represent the story.
3. Have the child retell the story using the objects to help make connections.
4. If possible, have the child draw squares to match the objects and label. Then encourage the child to retell the story again from the model. (If it is difficult to make the squares (units) the same size, try tracing around a cube.)

Example: Interpreting Context-Compare

Kent built a tower that is 3 blocks tall. Lauren built a tower that is 2 blocks tall. Who has the shorter tower? Who has the taller tower?

Kent's tower has 3 blocks.

Lauren's tower has 2 blocks.

Kent's tower is taller than Lauren's tower.

3 is more than 2.

Lauren's tower is shorter than Kent's tower.

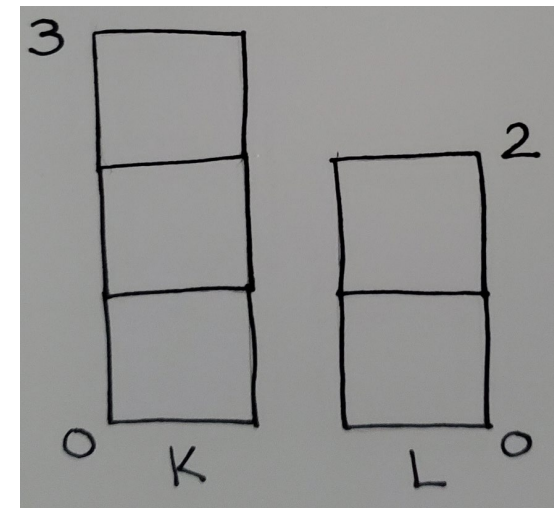
2 is less than 3.

When drawing compare models, it is important to start the models at the same place and make the units the same size. These units were made by tracing around a cube.



Kent

Lauren



Varied Practice Worksheet: Interpreting Context-Compare


1. Ann built a tower that is 4 blocks tall. Kevin's tower is 2 blocks tall. Who built the taller tower? Who built the shorter tower?

2. Wylee has a tower built with 3 blocks. Hank has a tower built with 3 blocks. Who has the taller tower? Who has the shorter tower? How would you describe the towers?

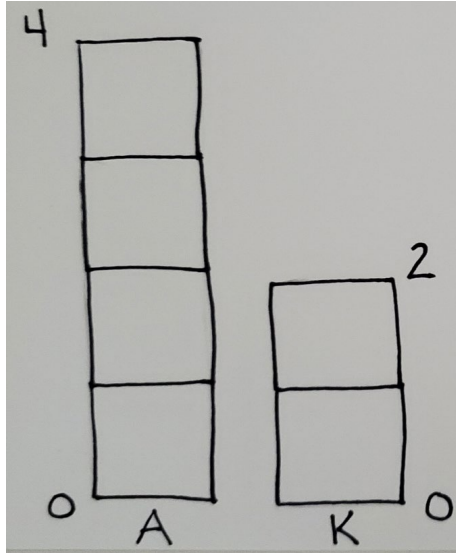
3. Fernanda built a tower that is 5 blocks tall. Jonathan's tower is 1 block tall. Who has the shorter tower? Who has the taller tower?

4. Jared has a tower that is 3 blocks tall. Mike has a tower that is 4 blocks tall. Who has the shorter tower? Who has the taller tower?

1.



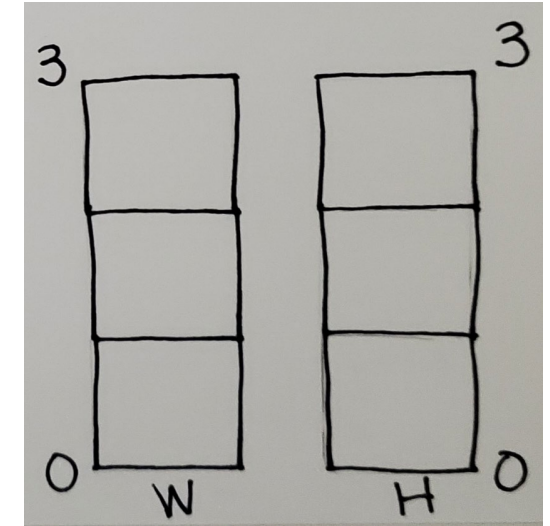
Ann Kevin




2.




Wylee Hank



3.



Fernanda Jonathan



4.



Jared Mike

