

Grade K: Geometry-Shape

DMTI VARIED PRACTICE

DMTI Varied Practice Worksheets

This ppt displays the worksheets that have varied situations (context, visual, equations, and other mathematical models) for children to work on. By completing these worksheets, children increase their foundational skills in the topic, which will help them with these standards and future mathematical topics.

1. If using a journal, have children present the worksheet and complete all the problems.
2. Or print the 'Varied Practice Worksheet Slide' using the link below for them to work on. Then, you can return to the ppt to look at the keys to check their work.

Grade K: Geometry-Shape

Materials Needed

Print Worksheets 1.1-1.2

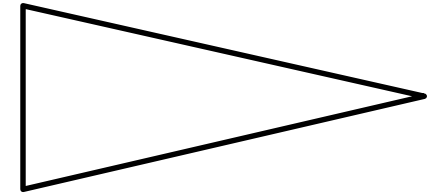
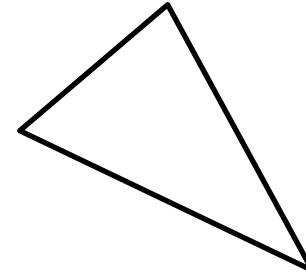

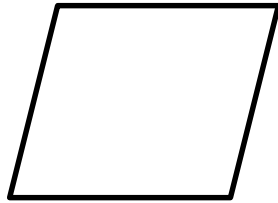
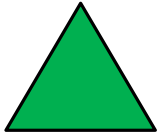
Instructions

Part 1





1. Have the child name the colored shape. What makes it that shape?
2. Find the other shapes in the row with the same name. Color or circle them.

Varied Practice Worksheet 1.1: Geometry-Shape

1.

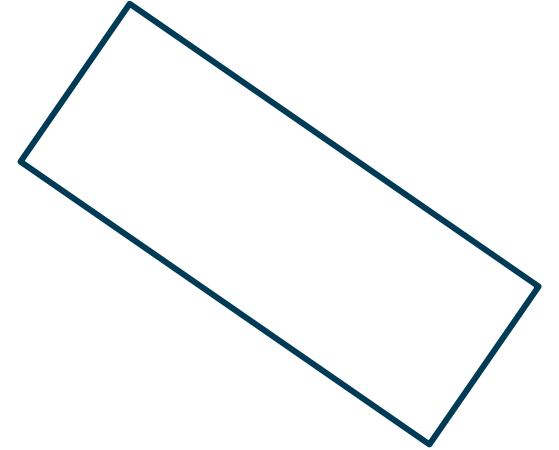



2.

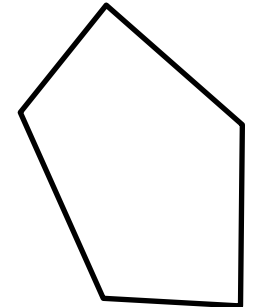
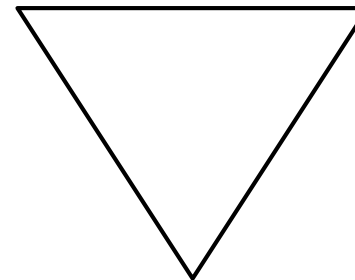
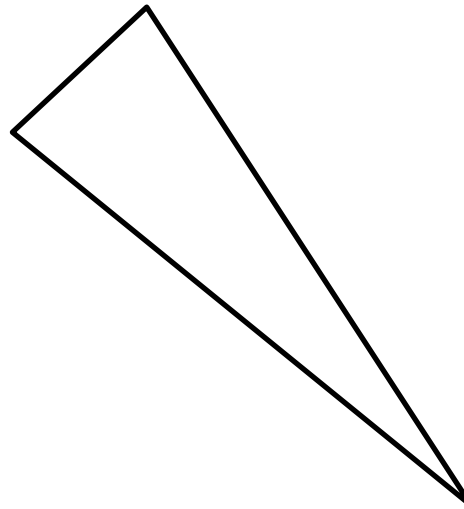
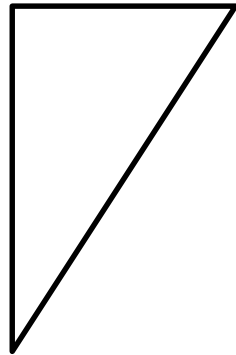
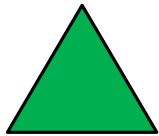


Varied Practice Worksheet 1.2: Geometry-Shape




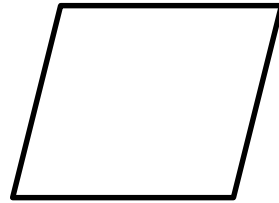

3.






4.






1.



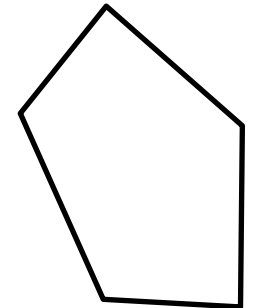



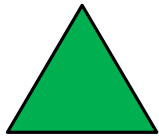
2.



3.



4.



Grade K: Geometry-Shape

Materials Needed

Print Worksheets 2.1-2.4 (optional)

Pattern blocks [DMTI math pack] or printed pattern blocks (pattern block template) cut out

Instructions


Part 2

1. Child composes the given design with pattern blocks or cut-out pattern blocks. If this is too difficult, have the child place the blocks on top of the shapes on the design.

2. Then have the child describe the design with the sentence frame:

“I used ____ shapes to compose this design. I used ____ different shapes.”

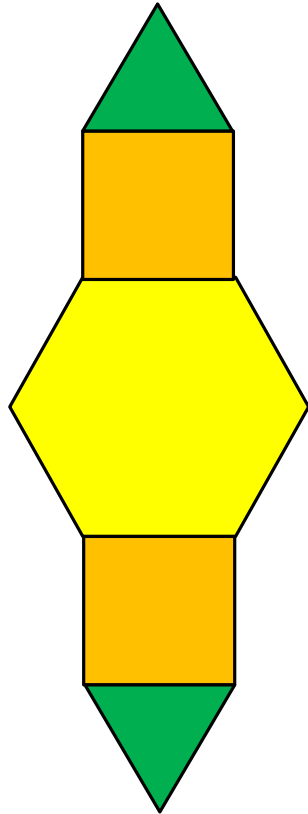
“I used 5 shapes to compose this design. I used 2 different shapes.”



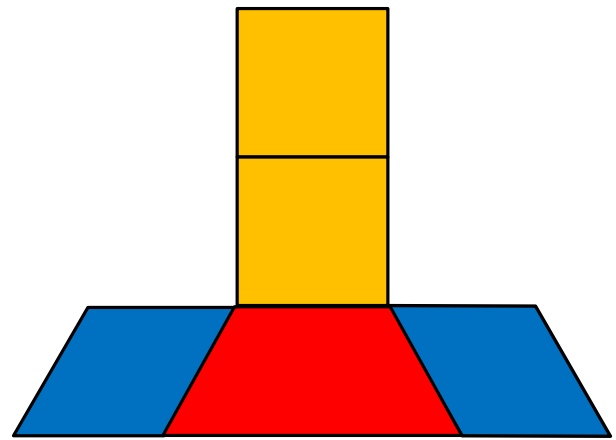
Varied Practice Worksheet 2.1: Geometry-Shape

"I used ____ shapes to compose this design. I used ____ different shapes."

1.



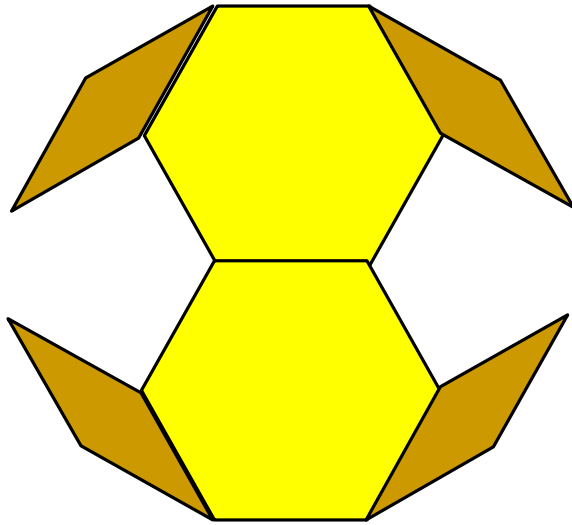
2.



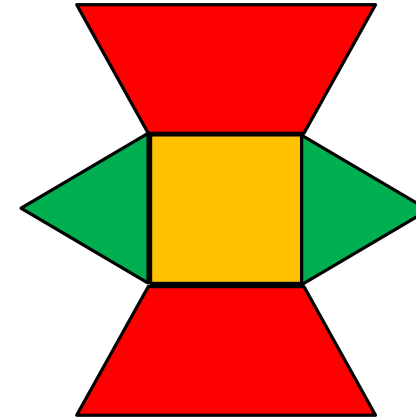
Varied Practice Worksheet 2.2: Geometry-Shape

"I used ____ shapes to compose this design. I used ____ different shapes."

3.

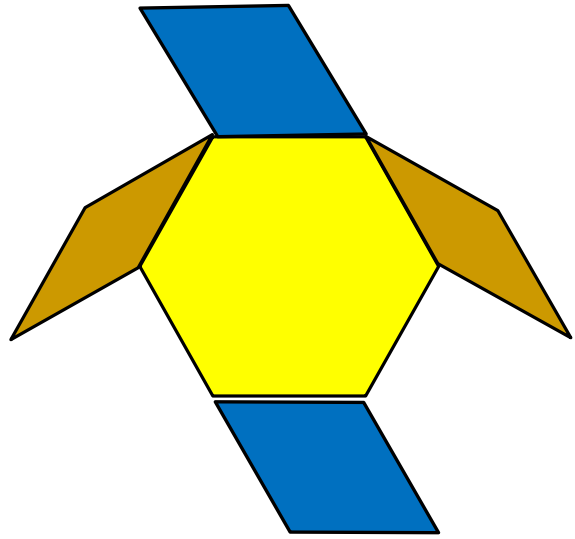


4.

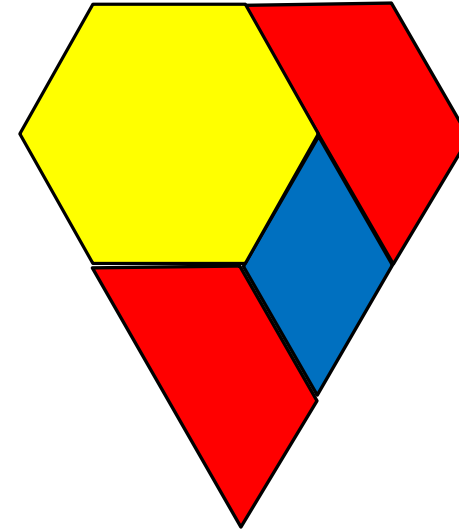


“I used ___ shapes to compose this design. I used ___ different shapes.”

5.



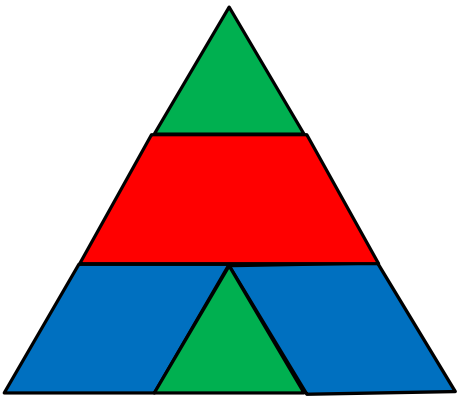
6.



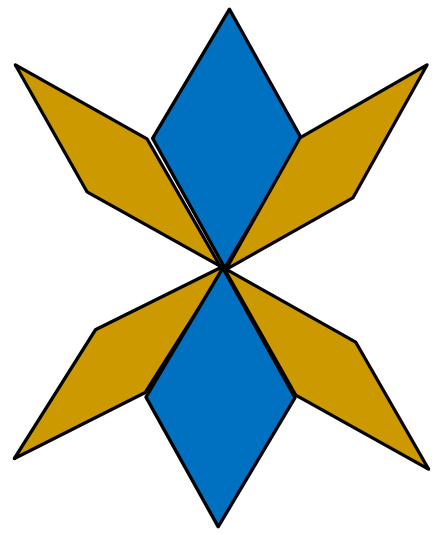
Varied Practice Worksheet 2.4: Geometry-Shape

"I used ___ shapes to compose this design. I used ___ different shapes."

7.

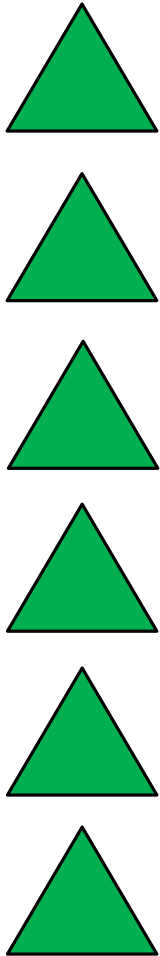


8.




Pattern Block Template


Triangle




Square



Trapezoid



Rhombus



Hexagon

