

Tuesday 5th January 2021

PE

Let's do some firework breathing today




Let's be a New Year Clock

[Kids Yoga Clock Stretching Exercise - Happy New Year! - YouTube](#)



Let's join in with this New Year Action song

<https://www.youtube.com/watch?v=X-COf5jF-rM>



Phonics

Remember to choose either must, should or could.

Must:

Watch the following video explaining the digraph 'ch.'


<https://www.youtube.com/watch?v=A2ZtO4bPQwY>

Join in with the video to practise how to pronounce the sound correctly and how to sound out and blend words that have this sound in them.

Complete the following activity:

'ch' Piggy Bank

Put the coins which have a picture of something with the 'ch' sound in them in the piggy bank.



twinkl visit twinkl.com

'ch' Piggy Bank: Coins

| | | | | | |
|---|---|---|---|---|---|
|  |  |  |  |  |  |
|  |  |  |  |  |  |
|  |  |  |  |  |  |

Can you then practise reading and writing the following two words?

- chip
- chop

Should:

Watch the following video explaining the digraph 'ay' sound.

<https://www.youtube.com/watch?v=aXzAloLrn18>

'ay' Spelling Activity






1. Trace over 'ay'.

ay ay ay ay ay ay
ay ay ay ay ay ay

2. Just add 'ay'.

| | |
|---------|-----------|
| tr ___ | st ___ |
| spr ___ | cr ___ on |
| pl ___ | cl ___ |
| d ___ | h ___ |

3. Write the correct 'ay' words under the pictures.

| | | |
|---|--|---|
|  |  |  |
| _____ | _____ | _____ |
|  |  | |
| _____ | _____ | |

Join in with the video to practise how to pronounce the sound correctly and how to sound out and blend words that have this sound in them.

Now complete the following 'ay' activity:

Could:

Watch the following video showing words with the 'ea' sound.

<https://www.youtube.com/watch?v=EJPS5nsyzRQ>

As a word is shown in the video press pause, then sound out and blend the word. Ensure each sound is said and then blended together to make the word.

Then read the 'real' and 'alien' words below. Can you write interesting sentences with some of the 'real' words?

treat

twinkl.co.uk

repeat

twinkl.co.uk

creamy 

twinkl.co.uk

dear 

twinkl.co.uk

beat

twinkl.co.uk

seat

twinkl.co.uk

realt 

twinkl.co.uk

glead 

twinkl.co.uk

English

SPAG (starter task to complete before doing the main task below):

The sentence below is missing punctuation. Can you read the sentence and then rewrite it with the correct punctuation? Look for where the capital letter and full stop should go. Are there finger spaces? Are there capital letters in the wrong places?

the doG rAn tothe kiTchEn

Challenge – Can you use the conjunction 'and' or 'because' to extend this simple sentence?

Main task (Please complete either must, should or could):

Remember to look here on Seesaw to access the list of Literacy videos (on adjectives, conjunctions, alliteration, similes, adverbs and speech marks) and the adjective/conjunction word mats.

Watch and listen to our story 'Man on the Moon' using the following link -

<https://www.youtube.com/watch?v=Rt5zQ1UO6rE>

Today you are going to write a list of all the things that would need to be packed for a trip to the moon. What items would you definitely need? What things would you also like to take with you? List these items using bullet points. For example,

- Water
- A reading book

Must

Write a long list using bullet points as shown above. Can you also include an adjective to describe some of your items? For example,

- Cold water
- An exciting reading book

Should

Write a long list using bullet points as shown above. Can you also include a variety of interesting adjectives to describe each item? For example,

- Cold, refreshing water
- Delicious, scrumptious cake for a treat

Could

Write your list as explained in the 'Should' section. Can you then write out some of your bullet points into full sentences and use the conjunction 'because', 'so' and/or 'but' to explain about these items in more detail? For example, you could write...





I would like to take some delicious, scrumptious cake because it would be wonderful to have a treat when I am on the lonely moon.

I would also like to take a soft, cuddly teddy bear so that I can feel happy and warm when I squeeze it!

If you find these activities tricky try the following activity...

Cut and stick the initial letter in the correct place and then read the words. If you fancy an extra challenge you can try to write out the CVC words yourself using a pencil, felt tip, crayon or paintbrush.

CVC Initial Letter Matching

| | | |
|----------------------|----|---|
| <input type="text"/> | op |  |
| <input type="text"/> | ip |  |
| <input type="text"/> | at |  |
| <input type="text"/> | an |  |

z

h

m

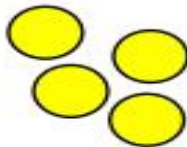
v

Maths Task

Starter:



Which representation matches which group?



Explain how you know.

(Please complete either must, should or could):

| Must | Should | Could |
|--|--|---|
| <p><u>To make number bonds to 7.</u></p> <ol style="list-style-type: none">1. Draw 2 circles on an A4 piece of paper. Please keep hold of this so you can use it for other lessons.2. Get 7 of the same object.3. Make some number cards (1 number per small piece of paper)4. Choose a number card (4)5. What is the other number?6. How many ways can you make 7? | <p><u>To make number bonds to 9 both ways.</u></p> <ol style="list-style-type: none">1. Use the tens frame template (see below) Please keep these for following lessons.2. Get 9 of the same object.3. Make some number cards (1 number per small piece of paper)4. Choose a number card (5)5. What is the other number?6. Can you write the number sentence both ways? | <p><u>To make number bonds to 16 both ways.</u></p> <ol style="list-style-type: none">1. Use the tens frame template (see below) - you will need 2. Please keep these for following lessons.2. Get 16 of the same object.3. Make some number cards 0-16 (1 number per small piece of paper) |

TIP: Don't forget to swap the numbers around don't forget your zero.

e.g. $5 + 4 = 9$
 $4 + 5 = 9$

7. How many ways can you make 9?

TIP: There are 10 - don't forget the 0.

4. Choose a number card (9)

5. What is the other number?

6. Can you write the number sentence both ways?

e.g. $9 + 5 = 16$

$5 + 9 = 16$

7. How many ways can you make 16?

8. Can you explain your working out?

TIP: Don't forget 0.

If this is a bit tricky why not try...

Get some shaving foam and form the numbers 1-10. Can you recognise each number? Can you put the numbers in the correct order starting from 0.

Mathletics

Have a go at some of the activities on Mathletics. If you do not have your log in details, please email the office. Enjoy!

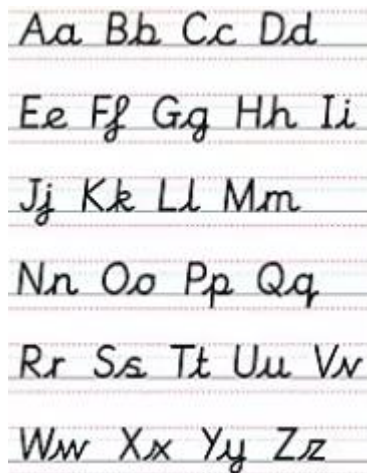
Tens frame templates (to print or make yourselves)

| | | | | |
|--|--|--|--|--|
| | | | | |
| | | | | |

| | | | | |
|--|--|--|--|--|
| | | | | |
| | | | | |

Handwriting

Remember to use the tripod grip. Start with your pencil on the line with a 'here we go' and finish with a 'flick'.



The following video link will help 'Cursive writing: How to write the alphabet'. Remember that practice makes perfect.

<https://www.youtube.com/watch?v=2NQ6uS8blwY>

Using the cursive script, write the common exception word below.

we

Ext: Can you write an interesting sentence to include this word and also remember to use your adjectives.

Science

(See PDF on Seesaw for the lesson)