

Friday 8th January 2021

Phonics

Remember to choose either must, should or could.

Must	Should	Could
<p>Watch the following video showing Mr Thorne and Geraldine the giraffe practising the 'sh' sound. https://www.youtube.com/watch?v=RCRqtFBQ_2k</p> <p>Join in with the video to practise how to pronounce the sound correctly and how to sound out and blend words that have this sound in them.</p> <p>Then practise reading and writing the following words that have the 'sh' sound in them:</p> <ul style="list-style-type: none">• ship• shut• wish• mash	<p>Watch the following video showing Mr Thorne and Geraldine the giraffe practising the trigraph 'igh.' https://www.youtube.com/watch?v=OYCR2RZ4ZYY</p> <p>Join in with the video to practise how to pronounce the sound correctly and how to sound out and blend words that have this sound in them.</p> <p>Then practise reading and writing the following words that have the 'igh' sound in them:</p> <ul style="list-style-type: none">• high• light• night• bright• fright	<p>Watch the following video showing Mr Thorne and Geraldine the giraffe practising the 'a_e' sound. This is a split digraph. https://www.youtube.com/watch?v=jkycxr-joDk</p> <p>Join in with the video to practise how to pronounce the sound correctly and how to sound out and blend words that have this sound in them.</p> <p>Then practise reading and writing the following words that have the 'a_e' sound in them:</p> <ul style="list-style-type: none">• maze• cake• shake• plate• frame

Challenge – If you have time try writing a sentence with some of these words. Can you even include an adjective and/or conjunction in your sentence?

English

SPAG (starter task to complete before doing the main task below):

a Tick **one** word that can have '-ed' added at the end to make a new word.

- bell
song
push

c Unscramble this sentence.

sat rocks. She the on

e Find the hidden words.

one w a b d g
like l h a n a
some e i e e s
come n e k n o
when o n e e m
 p c o m e

b Complete the table.

Singular (one)	Plural (more than one)
bag	
boot	



d Tick the real words and cross the alien words.

- fork pork
sorf short
hurt turb



f Help poor Mr Whoops by circling the correct spelling.

- wiv
with
wive



Challenge – Can you add in some adjectives and conjunctions to the sentence you have written in section c?


Main task (Please complete either must, should or could):

Remember to look here on Seesaw to access the list of Literacy videos (on adjectives, conjunctions, alliteration, similes, adverbs and speech marks) and the adjective/conjunction word mats.

Watch and listen to our story 'Man on the Moon' using the following link -

<https://www.youtube.com/watch?v=Rt5zQ1UO6rE>

Today you are going to think about what the aliens do on the moon? Bob does not believe that there are any aliens, but we see this picture!



By four-thirty all visitors must leave the Moon. Bob looks around to see that everyone has left. He checks inside any big craters in case anyone has fallen in - but there's **never** anyone there.



The aliens are hiding from Bob! Can you write a story about what the aliens get up to once Bob has left the moon for the day?

Must

Write a story about what the aliens do once Bob has left for the day. Think of a few things that they could get up to and describe these in as much detail as you can. Try to include some adjectives and the conjunction 'and.' For example, you could use the following writing scaffold to help you...

The slimy aliens creep out of the huge craters.

They go _____.

They play in _____.

They eat _____.

Should

Write a story about what the aliens do once Bob has left for the day. Think of a few things that they could get up to and describe these in as much detail as you can. Try to include a variety of adjectives and a range of conjunctions such as 'and' and 'because.' For example, you could write the following for your first sentence...

As soon as Bob leaves, the colourful aliens creep out of the gigantic craters.


Could

Write a story about what the aliens do once Bob has left for the day. Think of a few things that they could get up to and describe these in as much detail as you can. Try to include a variety of adjectives, commas in a list and a range of conjunctions. Can you include some similes and adverbs? For example, you could write the following for your first two sentences...

As soon as Bob leaves, the slimy, colourful aliens creep carefully out of the huge, gigantic craters. They move as slowly as a miniature snail.

If you find these activities tricky try the following activity...

Read the CVC words and then match the word to the picture by cutting and sticking the correct picture. Try reading the CVC words again. If you fancy an extra challenge you can write out the CVC words yourself using your finger in the air, a pencil, felt tip pens, crayons or even a paintbrush? Can you write these words in a tray of shaving foam or a tray of soapy water?





bat



jam



man



cat



Maths Task

Starter:

Which number bond is the odd one out?

$3 + 4$

$5 + 2$

$6 + 1$

$3 + 5$

Explain your answer.

Main Activity

(Please complete either must, should or could):

<u>Must</u>	<u>Could</u>	<u>Should</u>
<p><u>Play 'Hit the Button'</u> https://www.topmarks.co.uk/maths-games/hit-the-button</p> <ol style="list-style-type: none">1. Select 'Number Bonds' button - bottom left.2. Go to 'Up to 10' section.3. Select 'Make 10'4. Play the game.5. Write the number bonds you know from playing the game.	<p><u>Play 'Hit the Button'</u> https://www.topmarks.co.uk/maths-games/hit-the-button</p> <ol style="list-style-type: none">1. Select 'Number Bonds' button - bottom left.2. Go to 'Up to 10' section.3. Select 'Make 10'4. Play the game 2 times5. 3rd time you need to write down the number sentences you remember.6. Did you remember all the number sentences correctly? Did you spot any mistakes and correct them?	<p><u>Play 'Hit the Button'</u> https://www.topmarks.co.uk/maths-games/hit-the-button</p> <ol style="list-style-type: none">1. Select 'Number Bonds' button - bottom left.2. Go to 'Up to 20' section.3. Select 'Make 20'4. Play the game.5. 3rd time you need to write down the number sentences you remember.6. Did you remember all the number sentences correctly? Did you spot any mistakes and correct them?

	<p><i>Ext: Can you try making 20? Go to 'Up to 20' section and select 'Make 20'.</i></p>	<p><i>Ext: Can you explain to someone how you remembered your number bonds to 20. Can you think of a way you could explain this to someone that might be finding it tricky? What could you use to explain your method?</i></p>
--	--	--

If this is a bit tricky why not try...

Using paper number cards 0-5 or 0-10, place the number cards in numerical order (e.g. 1,2,3,4,5). Go through the numbers together and then the child on their own. Can they identify the number randomly?

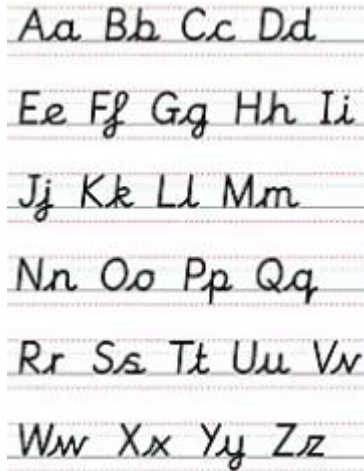
Then lay out the number cards out in order again, can they identify which number is missing? Can they write this number on their whiteboard or in their home learning book? Don't forget to take a picture and upload to Seesaw!

Mathletics

Have a go at some of the activities on Mathletics. If you do not have your log in details, please email the office. Enjoy!

Handwriting

Remember to use the tripod grip. Start with your pencil on the line with a 'here we go' and finish with a 'flick'.



The following video link will help 'Cursive writing: How to write the alphabet'. Remember that practice makes perfect.

<https://www.youtube.com/watch?v=2NQ6uS8blwY>

Using the cursive script, write the common exception word below.

she

Ext: Can you write an interesting sentence to include this word and also remember to use your adjectives.

Integrated Studies



Yesterday you were asked to pick your favourite New Year's Wish and to think of a way to remember it. Well today we are going to make a New Year wand to hang in our bedrooms or house to help us remember what we want to do/achieve in 2021. You could also stick it to the front of your lapbook if you wish.

Let's think about our wishing wand.....

- How do you think you could make a wishing wand?
- How will they join everything together?
- How will you decorate it?

You will need:-

- Paper or card
- Scissors, sellotape
- A stick or twig
- Things to decorate it with
- Coloured pencils



Here are the steps to make your wand:-



1. Cut out a star



2. Cut out the inside of the star



3. Put sellotape across the middle



4. Now decorate the middle of the star with whatever you like



5. Finally attach your stick or twig to your star and add some ribbons if you wish.



WELL DONE YOU HAVE MADE A FANTASTIC WISHING WAND!

Plenary

Where will you put your wishing wand in your house or on your lapbook? You now have your wishing wand and your lapbook. You could make another lapbook or add to this one with your memories from 2021. You can add photos, drawings, souvenirs etc. from all the things you do this year.