

Tuesday 12th January 2021

Phonics:

Must	Should	Could
<p>Watch the following video showing Mr Thorne and Geraldine the giraffe practising the 'qu' sound. https://www.youtube.com/watch?v=ZRGx54lNHoM</p> <p>Join in with the video to practise how to pronounce the sound correctly and how to sound out and blend words that have this sound in them.</p> <p>Then practise reading and writing the following words that have the 'qu' sound in them:</p> <ul style="list-style-type: none">• quit• quick• quack	<p>Watch the following video showing Mr Thorne and Geraldine the giraffe practising the digraph 'ow' https://www.youtube.com/watch?v=WPtNBSfCkJA</p> <p>Join in with the video to practise how to pronounce the sound correctly and how to sound out and blend words that have this sound in them.</p> <p>Then practise reading and writing the following words that have the 'ow' sound in them:</p> <ul style="list-style-type: none">• bow• throw• blow• snow• show	<p>Watch the following video showing Mr Thorne and Geraldine the giraffe practising the 'ie' sound. This is a split digraph. https://www.youtube.com/watch?v=o9JSTYL7vyc</p> <p>Join in with the video to practise how to pronounce the sound correctly and how to sound out and blend words that have this sound in them.</p> <p>Then practise reading and writing the following words that have the 'ie' sound in them:</p> <ul style="list-style-type: none">• bike• time• knife• slice• white

Challenge – If you have time try writing a sentence with some of these words. Can you even include an adjective and/or conjunction in your sentence?

English

SPaG (starter task to complete before doing the main task below):

There are two simple sentences below. Can you read the sentences and then rewrite it with the conjunction 'and' so that it becomes one sentence?

The cake is tasty. Jack ate it.

Challenge – Can you include some adjectives and maybe even a simile?

Main task:

Remember to look here on Seesaw to access the list of Literacy videos (on adjectives, conjunctions, alliteration, similes, adverbs and speech marks) and the adjective/conjunction word mats.

Watch and listen to our story 'Man on the Moon' using the following link - <https://www.youtube.com/watch?v=Rt5zQ1UO6rE>

Today you are going to write a diary entry for Bob. You can use your instructions on Bob's day from yesterday to help you. Remember that today you are writing in Bob's diary so you need to pretend you are actually Bob! Look at the diary checklist below to help you.

Diary Checklist

Did I...

Child

include the date and/or time?

use the words 'I', 'my', 'we' and 'our'?

write as if I were there?

talk about where events happened?

write about the most important events in order?

describe my feelings?

use time linking words, e.g. next, first, then?

Must

Write a diary entry for Bob. Remember to write as if you are him, talk about what happens/what you do and use your time connectives (first, then, next, after, later, finally). Try to include some adjectives and maybe the conjunction 'and.' You could also say how you feel at different times. You can use the following scaffold...

First I _____.

Then I ate _____.

Next I went _____.

Finally I _____.

Should

Write a diary entry for Bob. Remember to write as if you are him, describe how you are feeling at different times, talk about what happens/what you do and use your time connectives (first, then, next, after, later, finally). Try to include some adjectives and the conjunction 'and.' You can use the following scaffold...

First I _____.

Then I _____ and _____.

Next I _____.

After I _____.

I felt _____ and _____.

Finally I _____.

I felt _____ because _____.

Could

Write a diary entry for Bob. Remember to write as if you are him, describe how you are feeling at different times, talk about what happens/what you do and use your time connectives (first, then, next, after, later, finally). Try to include a range of adjectives and

conjunctions. Can you include some similes and adverbs? Can you also include some speech and use speech marks? You can use the following scaffold...

First I _____.

Then I _____ and _____.

Next I _____.

After I _____ so _____.

I felt _____ because _____.

Finally I _____ but _____.

I felt _____ because _____.

My day was as _____ as _____.

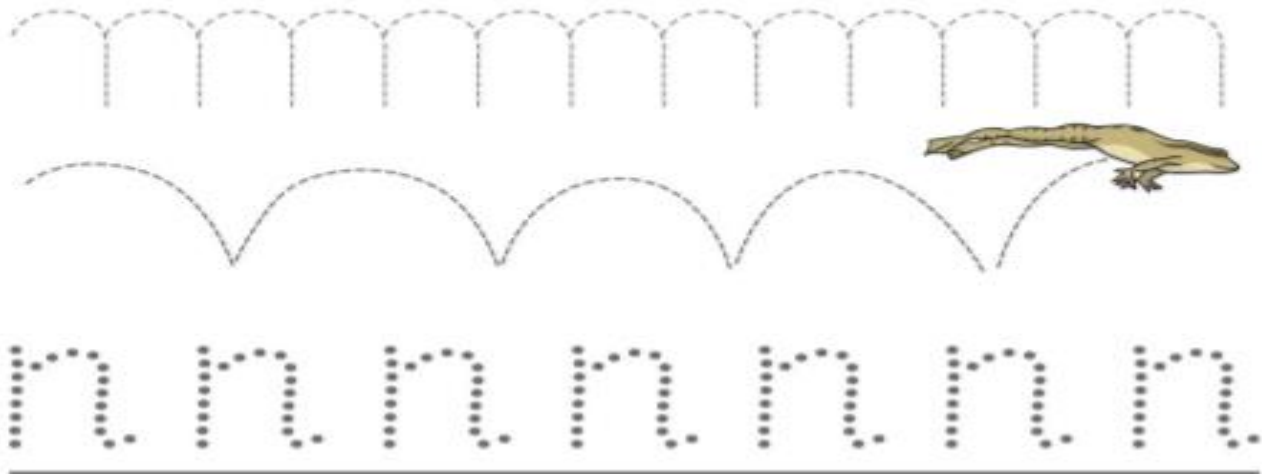
If you find these tasks tricky try the following activity:

Using a pencil or felt tip pen trace over these lines and practise forming the letters. Then can you make these patterns and letters with chalks or in a tray filled with shaving foam?

Making Curved Lines (m)



Making Curved Lines (n)



Maths

This week we will be *SUBTRACTING*. Can you remember how to subtract?

Starter:

Song of the day: <https://www.youtube.com/watch?v=oWNOLHG49EY> - Counting in 5s.

SALE



15 p



22 p



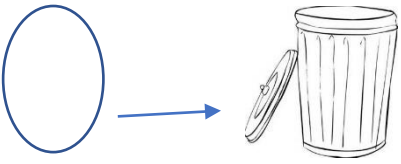
35 p



68 p

The cost of each piece of fruit is reduced by 10 p.

What are the new prices?

Must	Should	Could
<p><u>To subtract from 7</u></p> <p>(Collect 7 items from around the house like counters/beans/rice)</p> <p>Draw a diagram on a piece of paper that looks like this:</p>  <p style="text-align: center;">7 - 4</p> <p>Using this diagram, how many subtraction number sentences can you come up with?</p> <p>TIP: There are 8!</p>	<p><u>To subtract from 9</u></p> <p>Using the tens frame from the previous week, how many subtraction number sentences can you make and record?</p> <p>E.g: $9 - 3 =$ $9 - 8 =$</p> <p>Remember to think about how you would explain your working out!</p> <p>TIP: There are 10 ways, don't forget the 0.</p>	<p><u>To subtract from 18 and find the inverse</u></p> <p>Using the tens frame from the previous week, how many subtraction number sentences can you make and record?</p> <p>Can you find the inverse? (You'll need 2 tens frames)</p> <p>E.g: $18 - 6 = 12$ $12 + 6 = 18$ $6 + 12 = 18$</p> <p>Remember to think about how you would explain your working out!</p>

If you find this tricky, why not try:

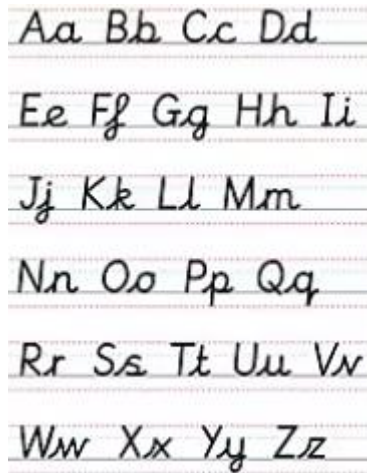
Choose a number card from 0-5 or 0-10. Which number is it? Using a number line to help you, tell the adult what the next number is. Can you write both numbers down?

Mathletics

Have a go at some of the activities on Mathletics. If you do not have your log in details, please email the office. Enjoy!

Handwriting

Remember to use the tripod grip. Start with your pencil on the line with a 'here we go' and finish with a 'flick'.



The following video link will help 'Cursive writing: How to write the alphabet'. Remember that practice makes perfect.

<https://www.youtube.com/watch?v=2NQ6uS8blwY>

Using the cursive script, write the common exception word below.

no

Ext: Can you write an interesting sentence to include this word and also remember to use your adjectives.

Science - See science attachment on SeeSaw.