

Wednesday 13th January 2021

Phonics:

Remember to choose either must, should or could.

Must:







Watch the following video explaining the digraph 'qu.'

<https://www.youtube.com/watch?v=DORD6nzV6Gk>

Join in with the video to practise how to pronounce the sound correctly and how to sound out and blend words that have this sound in them.

Complete the following activity:

Roll a dice and read a word that is next to the number your dice lands on.

	quiz	quit	quick
	quid	quill	quail
	queen	quiff	quill
	quit	quack	quid
	quill	quit	quack
	quip	quick	quack

Challenge – Read and write this word:

- Squid.

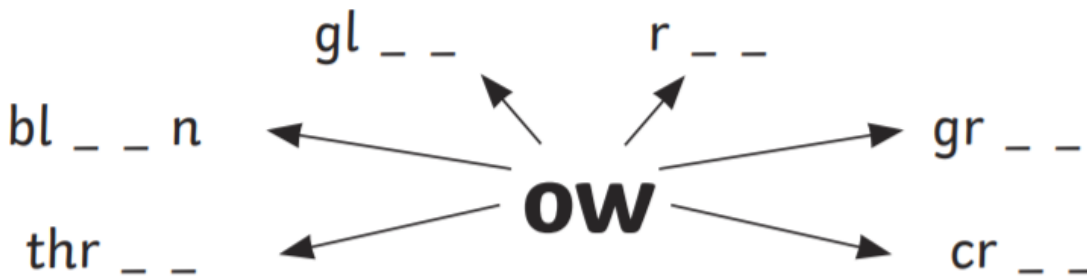
Should:

Watch the following video explaining the digraph 'ow.'

<https://www.youtube.com/watch?v=arR3oDQs2h4>

Join in with the video to practise how to pronounce the sound correctly and how to sound out and blend words that have this sound in them.

Now complete the following 'ow' activity by writing the missing 'ow' sound and then sounding out and blending to read each word:



Challenge – can you pick a word and write it in a sentence with a capital letter and a full stop?

Could:

Watch the following video showing words with the split digraph 'i_e.'

<https://www.youtube.com/watch?v=CWLaH6XE7UQ>

Join in with the video to practise how to pronounce the sound correctly and how to sound out and blend words that have this sound in them.

Then read the 'real' and 'alien' words below. With the 'real' words can you write some interesting sentences using a range of adjectives and conjunctions?

slide

twinkl.co.uk

glide

twinkl.co.uk

libe



twinkl.co.uk

fline



twinkl.co.uk

bike

twinkl.co.uk

stride

twinkl.co.uk

quibe



twinkl.co.uk

splibe



twinkl.co.uk

English

SPaG (starter task to complete before doing the main task below):

Can you read the simple sentence below and then rewrite it with an adjective to describe the man?

The man ran.

Challenge - Can you now add the conjunction 'because' and explain why the man was running? Can you include an adverb to explain how he was running? For example
The large, vast man ran rapidly because a fierce dog was chasing him!

Main task:

Remember to look here on Seesaw to access the list of Literacy videos (on adjectives, conjunctions, alliteration, similes, adverbs and speech marks) and the adjective/conjunction word mats.

Watch and listen to our story 'Man on the Moon' using the following link - <https://www.youtube.com/watch?v=Rt5zQIU06rE>

Today you are going to write another diary entry for Bob. This time you are going to use your imagination to think and then write about what could happen today. You can use your instructions on Bob's day from Monday and your diary entry from yesterday to help you. Remember that again you are writing in Bob's diary so you need to pretend you are actually Bob! Look at the diary checklist below to help you.

Diary Checklist

Did I...

Child

include the date and/or time?

use the words 'I', 'my', 'we' and 'our'?

write as if I were there?

talk about where events happened?

write about the most important events in order?

describe my feelings?

use time linking words, e.g. next, first, then?

Must

Write another diary entry for Bob. Use your imagination to think and then write about what could happen/what Bob does on another day. Remember to write as if you are him, talk about what happens/what you do and use your time connectives (first, then, next, after, later, finally). Try to include an adjective. You can use the following scaffold:

First I _____.

Then I ate _____.

Next I went _____.

Finally I _____.

Should

Write a diary entry for Bob. Use your imagination to think and then write about what could happen/what Bob does on another day. Remember to write as if you are him, describe how you are feeling at different times, talk about what happens/what you do and use your time connectives (first, then, next, after, later, finally). Try to include some adjectives and the conjunction 'and.' You can use the following scaffold:

First I _____.

Then I _____ and _____.

Next I _____.

After I _____.

I felt _____ and _____.

Finally I _____.

I felt _____ because _____.

Could

Write a diary entry for Bob. Use your imagination to think and then write about what could happen/what Bob does on another day. Remember to write as if you are him, describe how you are feeling at different times, talk about what happens/what you do and use your time connectives (first, then, next, after, later, finally). Try to include a range of adjectives and conjunctions. Can you include some similes and adverbs? You can use the following scaffold.

First I _____.

Then I _____ and _____.

Next I _____.

After I _____ so _____.

I felt _____ because _____.

Finally I _____ but _____.

I felt _____ because _____.

My day was as _____ as _____.

If you find these tasks tricky try the following activity:

Indoor Fine Motor Skills Challenge Cards

Can you fill the paper with your fingerprints?



Indoor Fine Motor Skills Challenge Cards


Can you fill the grid with circles and crosses? What pattern can you make?

○	×	○	○	×	○
○	×	×	×	×	×
×	×	○	×	○	○

These will help you to develop your fine motor skills that you need for writing. Now try cutting these lines...

Cutting Skills

Cut around the shapes, but be careful!



Maths

Starter

Song of the day:

<https://www.youtube.com/watch?v=MmLMU8BgyKw> - place value

Here are Class 2's crayons.

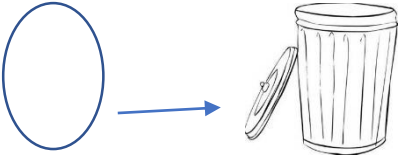


They are given a new box of 10 each day for a week.

How many crayons do they have at the end of the week?

Task:

(Remember to choose must, should or could)

Must	Should	Could
<p><u>To subtract from 8</u></p> <p>(Collect 8 items from around the house like counters/beans/rice)</p> <p>Draw a diagram on a piece of paper that looks like this:</p>  <p>8 - 3</p> <p>Using this diagram, how many subtraction number sentences can you come up with?</p> <p>TIP: There are 9!</p>	<p><u>To subtract from 9 and find the inverse.</u></p> <p>Using the tens frame from the previous week, how many subtraction number sentences can you make and record? Also using your tens frame, can you find the inverse?</p> <p>E.g: $9 - 3 = 6$ $6 + 3 = 9$ $3 + 6 = 9$</p> <p>Remember to think about how you would explain your working out!</p> <p>TIP: Complete a subtraction number sentence and write the inverse underneath, just like the example above.</p>	<p><u>To subtract from 18 and solving missing box calculations.</u></p> <p>Using the tens frame from the previous week, how many subtraction number sentences can you make and record? Can you beat your time from yesterday?! (You'll need 2 tens frames)</p> <p>Remember to think about how you would explain your working out!</p> <p><u>Can you complete the missing boxes calculations:</u></p> <p>$18 - \square = 15$</p> <p>$18 - \square = 12$</p> <p>$18 - \square = 9$</p> <p>$18 - \square = 7$</p> <p>$18 - \square = 2$</p> <p>$13 = 18 - \square$</p> <p>$11 = 18 - \square$</p>

		$4 = 18 - \square$
--	--	--------------------

TIP: Begin with 18 and take the answer away to find out how many you need!

If you find this tricky, why not try:

Count out 5 or 10 objects and make two groups. Can you put these objects into 2 groups to make 5 or 10.

E.g. 5 objects

$$4 + 1 = 5$$

$$2 + 3 = 5$$

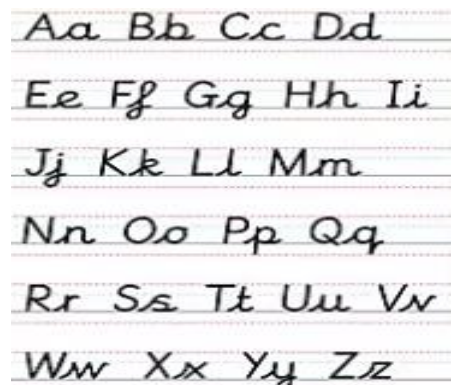
Mathletics

Have a go at some of the activities on Mathletics. If you do not have your log in details, please email the office. Enjoy!

(You do not need to do this everyday)

Handwriting

Remember to use the tripod grip. Start with your pencil on the line with a 'here we go' and finish with a 'flick'.



The following video link [help 'Cursive writing: How to write the alphabet'](#) will help 'Cursive writing: How to write the alphabet'. Remember that practice makes perfect.

<https://www.youtube.com/watch?v=2NQ6uS8blwY>

Using the cursive script, write the common exception word below.

to

Ext: Can you write an interesting sentence to include this word and also remember to use your adjectives.

Integrated Studies

Make our spacesuit day



Today we are going to make our spacesuit just like in our design. Here are some ideas made from a paper or tinfoil.






If you do not have a teddy or a doll – don't worry you can make your design on paper like these....



Things you might need:

 Scissors  glue stick  tin foil  sellotape  sparkles  pencils

Cotton wool white   plastic bag, paper or material  bits of coloured paper

If you wish: paint, straws, feathers or anything else you might like to use.

Whatever you do, your spacesuits will be great.

Look out for Wednesday's Video as I will be showing you lots of ideas, ways and ideas for making all the other bits and pieces to add to your spacesuit.

Have fun! Be as creative as you like!