

Wednesday 27th January 2021

Phonics Task

Remember to choose either must, should or could.

Must

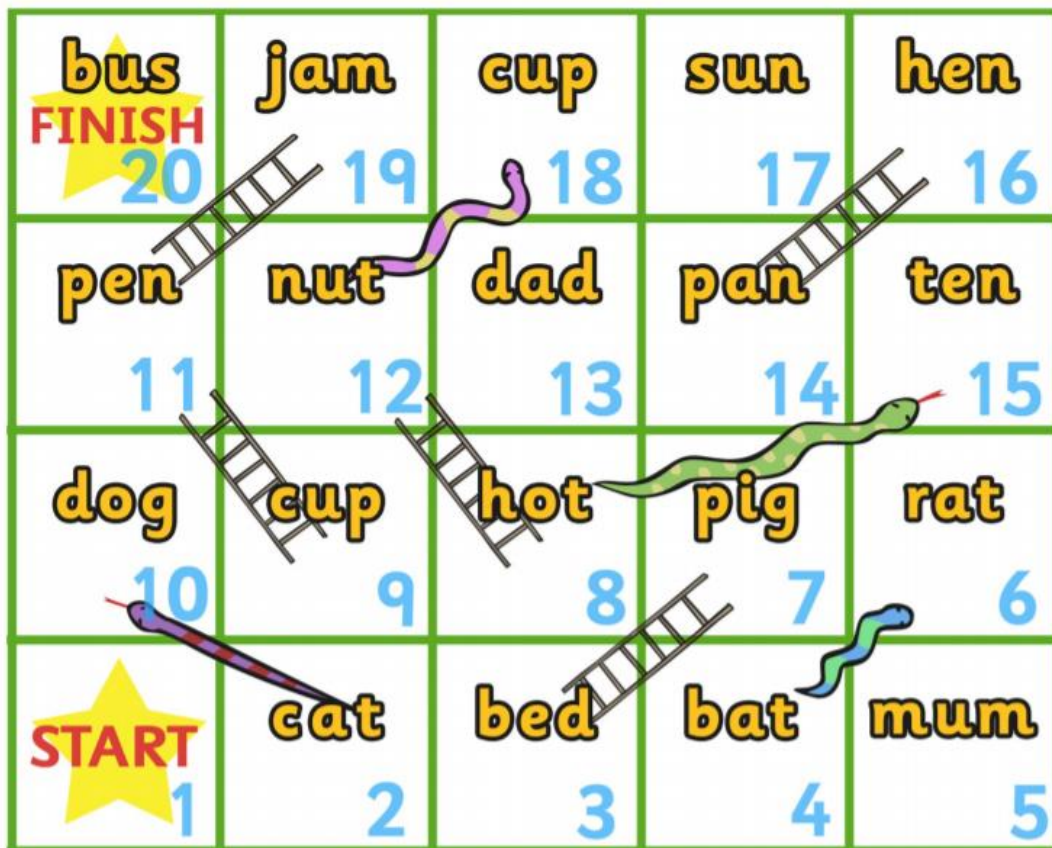
Watch this video to practise CVC words:

<https://www.youtube.com/watch?v=13clYehVJHo>

Join in with the video to practise sounding out and blending these words.

Complete the following activity:

Play CVC snakes and ladders! You will need counters and a dice. Make sure you sound out and blend together to read each CVC word that you and your partner land on. You can then try writing some of these words.



Should:

Watch the following video explaining the trigraph 'air.'

<https://www.youtube.com/watch?v=uZHKK9jnfFQ>

Join in with the video to practise how to pronounce the sound correctly and how to sound out and blend words that have this sound in them.

Now complete the following 'air' activity:

'air' Spelling Activity

1. Trace over 'air'.

air air air air air
air air air air air

2. Just add 'air'.

h---

ch---

p---

f---

3. Write the correct 'air' words under the pictures.





Could

Watch the following video showing words with the trigraph 'are.'

<https://www.youtube.com/watch?v=MtQYP07Y4yM>

Join in with the video to practise how to pronounce the trigraph correctly and how to sound out and blend words that have this sound in them.

Pick words from the video and write an interesting sentence using one or two 'are' words. Can you include a range of adjectives and conjunctions? Can you include a simile and/or an adverb?

English task:

SPaG (starter task to complete before doing the main task below):

Can you read the simple sentence below and then rewrite it with the conjunction 'and' and then another adjective?

The sand was soft.

Challenge – Can you now add in another adjective so that you have three adjectives in this sentence? Can you include a simile to compare what the sand is like?

Main task:

Remember to look here on Seesaw to access the list of Literacy videos (on adjectives, conjunctions, alliteration, similes, adverbs and speech marks) and the adjective/conjunction word mats.

We are continuing our work on the Toy Story 4 clips. Please see the link to the video below and today make sure you watch closely from 2 minutes 56 seconds till 8 minutes and 50 seconds.

<https://www.youtube.com/watch?v=9pn8utbTtnU>

Today we are going to be 'Woody' and write a letter to the rest of the toys about his adventure to rescue 'Forky.' You can use the informal letter writing checklist below to help you:

Did I...	✓ Child	✓ Friend	✓ Teacher
Structure and Language			
write the sender's address? e.g. 43 High Street, London, SW4 3FT			
write the date?			
write an informal greeting?			
write an introduction?			
write more details?			
write a conclusion?			
write 'from' or 'best wishes' or 'love' before the sender's name?			

Must

Write an informal letter as 'Woody' to the rest of the toys using some adjectives. Can you try to extend a sentence with the conjunction 'and'?

You can use the following writing scaffold:

Dear toys,

How are you?

I am _____.

It has been _____.

I met _____ and _____.

I saw _____ Bo Peep.

From,

Woody.

Should

Write an informal letter as 'Woody' to the toys using a range of adjectives. Extend some sentences with the conjunction 'and.' Can you use the conjunction 'because' to explain why?

You can use the following writing scaffold:

27th January 2021

Dear Toys,

How are you?

I hope _____.

I am _____ and _____.

I saw _____ and _____.

Then I met _____.

It has been _____ because _____.

See you soon.

From

Woody.

Could

Write an informal letter as 'Woody' to the toys using a range of adventurous adjectives and conjunctions. Can you include a simile and/or some alliteration?

You may choose to write more independently and use some different sentence starters, but you can use the following writing scaffold to help you:

27th January 2021

Dear Toys,

How are you?

I hope _____ and _____.

I am _____, _____ but _____.

Amazingly I saw _____ so _____.

Then I met _____.

Suddenly I was introduced to _____.

Duke was as _____ as _____.

It has been _____ because _____.

I am as _____ as _____.

See you soon.

From

Woody.

If you find these tasks tricky try the following activity:

Watch the following handwriting video:

<https://www.youtube.com/watch?v=2NQ6uS8blwY>

Say each sound out loud as you see it on the screen and practise writing the letters in the air. Then watch again and try writing some sounds. Pause the video at any point to give you some more time. Make sure you choose different sounds to the ones you practised last week.

Maths

Song of the day:

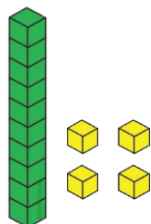
<https://www.youtube.com/watch?v=LD9tjBUiXs0xt=47s> - number bonds to 10.

<https://www.youtube.com/watch?v=MmLMU8BqyKw> s number bonds to make 11-19

How many ways can you sort the children into groups?



Task: (Please choose must, should or could)

Must	Should	Could
<p><u>What is the value?</u> Use your dienes and ones from the previous lesson and the part whole model to answer the following:</p> <ol style="list-style-type: none"> 7 9 13 10 15 12 18 4 17 20 <p>E.g.</p>  <p>1 ten 4 ones = 14</p>	<p><u>Partition to find the answer.</u> Use your dienes and ones from the previous lesson and the tens and ones column addition template to answer the following:</p> <ol style="list-style-type: none"> $15 + 4 =$ $10 + 7 =$ $17 + 2 =$ $13 + 5 =$ $12 + 17 =$ $18 + 11 =$ $14 + 13 =$ $11 + 16 =$ $16 + 13 =$ $12 + 4 =$ <p>E.g.</p> $12 + 14 =$ $10 + 10 = 20$ $2 + 4 = 6$	<p><u>Vertically partitioning 2 digit numbers.</u> Using your dienes and ones from the previous lesson and the tens and ones column addition template, answer the following:</p> <ol style="list-style-type: none"> $23 + 15 =$ $27 + 11 =$ $36 + 22 =$ $50 + 43 =$ $45 + 21 =$ $74 + 13 =$ $116 + 24 =$ $123 + 25 =$ $138 + 31 =$ $101 + 48 =$ <p>Children to physically work these answers out using the dienes and ones on the column addition template</p>

	$20 + 6 = 26$ Children to work out the answer physically and write the answer. E.g. $12 + 14 = 26$ (children can write each step if they can) Can you explain how you worked out the answer?	and record the steps they took to reach their answer. E.g. $114 + 23 =$ $100 + 0 = 100$ $10 + 20 = 30$ $4 + 3 = 7$ $100 + 30 + 7 = 137$ Can you explain how you worked out the answer?
--	--	---

If you find this tricky, why not try:

Can you work out which numbers are missing?



Destination Reader

On Mondays, Tuesdays and Wednesdays please complete your Destination Reader tasks. These are all explained and taught in your video PowerPoint. You can complete these tasks verbally, so you do not need to write down your sentences. However, we are looking forward to seeing videos of you on Seesaw answering your Destination Reader questions.

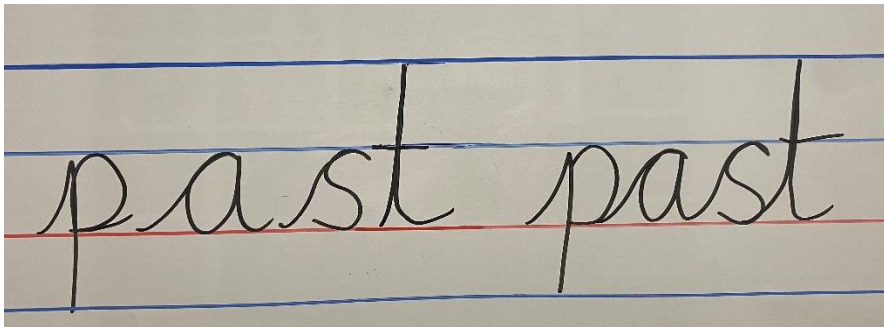
Handwriting Task

Remember to use the tripod grip. Start with your pencil on the line with a 'here we go' lead in line and finish with a 'flick'.

The following video link will help you to write like a Jedi master!

<https://www.youtube.com/watch?v=VCI2wudcW3M&abzchannel=MisterTeach>

This week we are going to practise writing some interesting words from our topic work.



Today's word is **past**.

Definition: The word past means gone by in time and no longer existing.



Extension: Can you write one sentence or more with the word 'past' in it and also extend your sentence with a conjunction?

Hand strength activity: Can you cut out a square, a triangle, a rectangle and a circle carefully with scissors.

Integrated Studies – WORK-OUT WEDNESDAY

Remember that tomorrow we have our LIVE SESSIONS – our time to get together, see our friends and talk to each other. Each class has a different session.




Thursday: 1pm – 1SG

2pm – 1AI

3.15pm – IET

Today we are going to focus on keeping our bodies healthy while we are home. It's Mr McKellow's Wednesday Work-Out Day. Mr McKellow has set up lots of workouts and challenges for you this week. There is an introduction video and then three different videos.



Activities	Level	Running on the spot, Bear crawls, Tap-ups and bunny/frog hops.
Video 1		30 second activity, 30 second break
Video 2		35 second activity, 25 second break
Video 3		40 second activity, 20 second break

Next there are two 60 Minute Challenges:

Activity 1 – Stepping Stone Challenge

		
Bronze level	Silver level	Gold level
15	25	30



Activity 2 – The Criss-Cross Challenge

		
---	---	---

Bronze level	Silver level	Gold level
20	30	40



Which level will you get today? Maybe everyone in the family can have a go. Who can do the most?

HERE ARE SOME MORE ACTIVITIES YOU COULD TRY TODAY OR THROUGHOUT THE WEEK:


Yoga and Breathing Fun

Let's do some belly breathing with Rosita, the cuddly puppet:

<https://www.youtube.com/watch?v=Xq3DwzX6MUw>


Let's do some toy themed yoga with Cosmic Kids:

<https://www.youtube.com/watch?v=lppLh0F13iw>


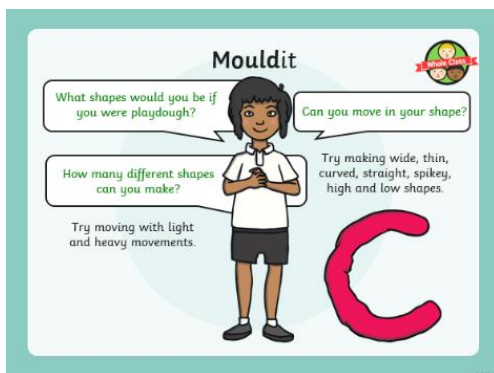


Here are some more ideas to keep your body moving:

1. Play with some play dough if you have some. In what different ways can you roll it? Pretend you are a piece of play dough. How will you roll? What shapes can you make?



3. Play with a ball. What can you do with it? Pretend to play with a ball. Can you be a ball? How many different ways can you move?



Music suggestions:

- Erik Satie - Gymnopédie No.1 - YouTube

- <https://www.youtube.com/watch?v=jbc0y1TBi38>



Harold the Giraffe's Wednesday Diary Entry – MINDFULNESS WEDNESDAY

Hello Year 1,

Hope you are having a terrific Wednesday so far. Well today is the day to try out my "Work-out Wednesday" diary entry. Just go to -

<https://www.coramlifeeducation.org.uk/harolds-daily-diary> to find out what exciting activity you could try today (or any other day) if you want to. I hope you enjoy it. If you do want to do the activity I would love to see your photos on Seesaw.

Have fun!

Harold the Giraffe.