

Tuesday 23rd February 2021

Phonics Task

Remember to choose either must, should or could.

Must

Watch this episode of 'Alphablocks' again to practise sounding out and blending words that have the 'ch,' 'sh' and 'th' sound in them:

<https://www.youtube.com/watch?v=fl-WbhuVOXI>



Join in with the video to practise sounding out and blending these words.

Look at each picture below and say what it is. Sound out and blend together each sound in the words and then decided if it has a 'sh,' 'ch' or 'th' in it. Stick each picture in the correct grid.

th

sh

ch



Can you now write some of these words?

Should

Watch the following videos explaining the digraphs 'ar' and 'or.'

<https://www.youtube.com/watch?v=ILFON8qBZsE>







<https://www.youtube.com/watch?v=FOGSrbCyoUk>

Join in with the videos to practise how to pronounce the sounds correctly and how to sound out and blend words that have these sounds in them.

Read each word by sounding out and blending. Can you colour the real words one colour and the alien words a different colour?

bar	garx	hard	quarsh
car	warl	jar	quarp
bark	barsh	park	darsh
card	carsh	farm	zarsh
cart	yarp	yard	narf

Now roll a dice and read all the 'or' words that are next to the number you get.

	for	fork	cord	cork	sort
	worn	born	fort	turn	corn
	fork	cork	worn	fort	corn
	turn	born	sort	cord	for
	born	fort	cork	sort	worn
	corn	turn	cord	fork	for

Can you write some of these words? Can you write a sentence that has an 'ar' word and an 'or' word? Remember to include a capital letter and a full stop.

Could

Watch the following video showing words with the trigraph 'ear.'

<https://www.youtube.com/watch?v=4JSwmP61nXo>


Join in with the video to practise how to pronounce the sound correctly and how to sound out and blend words that have this sound in them.

Read the following story and circle or colour in all the words that have the 'ear' sound in them:


ear Phoneme Spotter Story



At the rear of a shed, there lived a family of earwigs. There were three dear little children that had been born at the start of the year.




The smallest, called Sid, was clearly different: he had a beard and two big ears! The mother earwig always kept the children near.




But one afternoon her fear came true! She got home and Sid was not near! So she went to find him, taking all her gear (and some glasses to help her see clearly).



When she reached a nearby bush, she could hear something. She put on her glasses and saw Sid. He was stuck. His beard was stuck on a thorn!



Never fear! Mummy Earwig to help Sid! She looked in her bag of gear and found some shears to cut the beard!



Sid was glad and his siblings shed a tear when he came home to the rear of the shed.

Then can you write an interesting sentence using a word or words containing the 'ear' trigraph? Try to include a range of adventurous adjectives, conjunctions and maybe even a simile and/or an adverb.

English task:

Our focus adjective is:

Ghastly – something that is very horrible or frightful. It can also be used to describe how someone felt very unwell.

Can you include this word in your writing today?

SPaG (starter task to complete before doing the main task below):

There are two simple sentences below. Can you read the sentences and then rewrite it with the conjunction 'and' so that it becomes one sentence?

The toy alien was bad. It made me cry.

Challenge – Can you use a better adjective than 'bad'? Can you use our focus adjective? Can you use more than one adjective and/or an adverb? Can you even use the conjunction 'because' or 'but' to extend this sentence further?

Main task:

Remember to look here on Seesaw to access the list of Literacy videos (on adjectives, conjunctions, alliteration, similes, adverbs and speech marks) and the adjective/conjunction word mats.

Today we are going to be working on using the prefix 'un' to make a new word. Look at the sentences below. First read the word in bold and then put the prefix 'un' in front of it so that you make a new word. For example, 'kind' becomes 'unkind.' Put your new word into the sentence and read it now.



Abi is being **kind** to Tom.

Mary is being _____ to Tim.



I will **load** the car.

Dad will _____ the car.



Bill and Suki are being **friendly**.

Suki is sometimes _____ to Bill.



Ben is feeling **happy**.

Ben is feeling _____.



Carla is feeling fit and **well**.

Last week, Carla was _____.

Must

Rewrite each sentence with your new word in it. Remember to include a capital letter and a full stop. Can you extend a sentence with the conjunction 'and'?

Should

Rewrite each sentence with your new word in it. Remember to include a capital letter and a full stop. Can you up level some of the sentences with some interesting adjectives and conjunctions?

Could


Rewrite each sentence with your new word in it. Remember to include a capital letter and a full stop. Can you up level the sentences with a range of adventurous adjectives and conjunctions? Can you include a simile and/or an adverb?

If you find these tasks tricky try the following activity:

Cover the picture, try to use your sounds to read the letters and blend to make each word. Then look at the pictures to check. Can you then write these words in the air, with felt tip pens or in a tray of shaving foam?




b u n • • • →		
----------------------------	---	--

s u n • • • →		
----------------------------	---	--

s u m • • • →		
----------------------------	---	--

j u g • • • →		
----------------------------	---	--

Can you now fill in the missing letters?



Maths

This week we will be MULTIPLYING (Repeated Addition).

Song of the day:

<https://www.youtube.com/watch?v=GvTcpfSnOMQ&t=17s> - counting in 2s

<https://www.youtube.com/watch?v=9C4EN7mFHck> - 2 times tables

Starter:

Odd One Out

25




27

30

45

Which is the odd one out? Explain your answer.

Task: (remember to choose must, should or could)

Must	Should	Could
<p><u>To understand multiplication as repeated addition using groups of 2.</u></p> <p>Look at the questions below of repeated addition sums. Write the sum out, draw the Numicon picture underneath and record the answer.</p> <p>E.g:</p> $2 + 2 + 2 = 6$  = 6 <p>Questions:</p> <ol style="list-style-type: none"> $2 + 2 + 2 + 2 =$ $2 + 2 + 2 + 2 + 2 =$ $2 + 2 + 2 + 2 + 2 + 2 =$ $2 + 2 + 2 + 2 + 2 + 2 + 2 =$ $2 + 2 + 2 + 2 + 2 + 2 + 2 + 2 =$ $2 + 2 + 2 + 2 + 2 + 2 + 2 + 2 + 2 =$ $2 + 2 + 2 + 2 + 2 + 2 + 2 + 2 + 2 + 2 =$ $2 + 2 + 2 + 2 + 2 + 2 + 2 + 2 + 2 + 2 + 2 =$ <p>Do you notice any patterns?</p>	<p><u>To understand multiplication using repeated addition to help.</u></p> <p>Look at the repeated addition sums below. Write the repeated addition sum, draw the Numicon picture and then write the multiplication sum underneath.</p> <p>E.g.</p> $2 + 2 + 2 + 2 = 8$  = 8 $4 \times 2 = 8$ <p>Questions:</p> <ol style="list-style-type: none"> $2 + 2 + 2 + 2 =$ $2 + 2 + 2 + 2 + 2 =$ $2 + 2 + 2 + 2 + 2 + 2 =$ $2 + 2 + 2 + 2 + 2 + 2 + 2 =$ $2 + 2 + 2 + 2 + 2 + 2 + 2 + 2 =$ $2 + 2 + 2 + 2 + 2 + 2 + 2 + 2 + 2 =$ $2 + 2 + 2 + 2 + 2 + 2 + 2 + 2 + 2 + 2 =$ $2 + 2 + 2 + 2 + 2 + 2 + 2 + 2 + 2 + 2 + 2 =$ 	<p><u>To write and solve multiplication sums using the x sign, understanding it as groups of 2.</u></p> <p>Write the multiplication sum, draw the Numicon pieces (if you wish) and write the answer.</p> <p>E.g:</p> $4 \times 2 = 8 \text{ (4 groups of 2)}$  = 8 <p>Questions:</p> <ol style="list-style-type: none"> $3 \times 2 =$ $6 \times 2 =$ $9 \times 2 =$ $2 \times 2 =$ $14 \times 2 =$ $7 \times 2 =$ $12 \times 2 =$ $8 \times 2 =$

If you find this tricky, why not try:

Below are some numbers. Can you make this amount? You can draw, paint or make the amount using play doh.

3	7
8	4
9	5

Mathletics

Have a go at some of the activities on Mathletics. Remember you do not need to use it everyday.

Destination Reader

On Mondays, Tuesdays and Wednesdays please complete your Destination Reader tasks. These are all explained and taught in your video PowerPoint. You can complete these tasks verbally, so you do not need to write down your sentences. However, we are looking forward to seeing videos of you on Seesaw answering your Destination Reader questions.


Handwriting task

Remember to use the tripod grip. Start with your pencil on the line with a 'here we go' lead in line and finish with a 'flick'.

The following video link will help you to write each letter of the alphabet in the cursive script.

https://www.youtube.com/watch?v=2NQ6uS8blwY&ab_channel=MisterTeach

This week we are going to practise writing our interesting focus words from our science topic about **animals**.



Today's word is **breathe**.

Definition: It means to take air into the lungs and then expel it.

In fish it means to draw in water with dissolved oxygen through the mouth and force it out through the gills.

To **breathe** is one of the characteristics of living things.



Extension: Can you write one sentence or more with the word **breathe** in it and also extend your sentence with the conjunction **because**?

Science — please see Science PDF attached on Seesaw.

Music Lesson

Task 1

Today you are going to listen to the song "Celebration" by "Kool and The Gang".

Let's look at some facts about the Song:



"Celebration" is a song released in 1980 by Kool and the Gang from their album Celebrate! The song was featured heavily on the radio throughout the year and is still heard today at weddings and parties, and is a popular anthem for sporting events.

The version you are listening to today was performed by children all across the globe.


Please click on <https://www.youtube.com/watch?v=8Lu41LulQos> or search for

"Celebration (Kool and The Gang) | Playing For Change | Song Around The World" on YouTube.

*Remember when you are listening to the song try to find the pulse by nodding your head, tapping on your chest or lap or by moving your hands side to side.

Answer these questions:

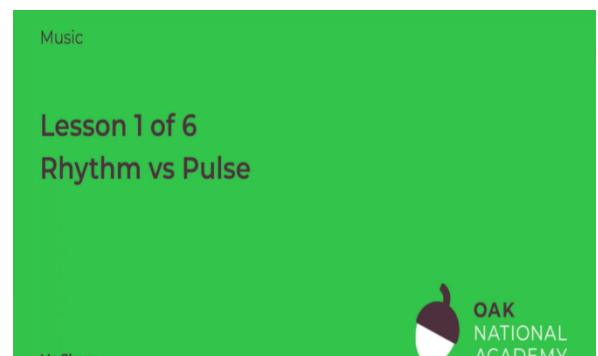
- 1) Do you like the song? Why?
- 2) Which instruments can you see? (Name 3 of them)
- 3) Does this song tell a story? If yes, what is the story?



Task 2

Go to: <https://www.thenational.academy/>

1. Click on "Lessons"
2. Click on "Find Lessons"
3. Click on "Key Stage 1"
5. Click on "Rhythm"
4. Click on "Music"
6. Finally, click on "Lesson 1 (Rhythm and Pulse)"



Have fun.