



# Help, Help, Who Can Help?

---

HELPERS ARE ALL AROUND!  
LOOK AND SEE!



# Reading Reminders & Talking Tips!



## *Here's a weekly plan of action for reading your book and talking with our students!*

**Day One Picture Walk:** Introduce the book and take a “walk” looking at all the different pictures. What is happening to the people? What are they doing? Do you know any helpers? We are connecting our topic to our own experiences today! AAC users, look around your AAC Board/Book/Device (AAC BBD) and find the people category. Then look for the “jobs” pages. Use the search feature on many AAC apps (HINT: look for the magnifying glass icon!).

**Day Two First Reading:** Read the book, point out the words as you are reading and encourage your student to do the same. Make a point to emphasize our core words this month “I” “you,” “can,” and “help.”

**Day Three- Text to Self Connection:** Help students look at the people. What specifically do you see, uniforms, items they are holding, etc.? What does this tell you? Think about how the different people and the experiences you have with them? Have you ever gotten hurt away from home? Who helped you?

**Day Three- Text to Self Connection:** Help students look at the people. What specifically do you see, uniforms, items they are holding, etc.? What does this tell you? Think about how the different people and the experiences you have with them? Have you ever gotten hurt away from home? Who helped you?

**Day Four- Alphabet and Phonological Awareness:** Help your student notice the words in the story. What letters do they start with? Are they long or short words? Let's make a list of all the feelings words we find. Make a chart of words that begin with the same sounds.

**Day Five- Write About It:** Help your student create a simple core word poem about helpers. Look at our activity, “Let's Talk about.. HELPERS!” for a ready-made printable you can start with.




# Firefighters

---

Firefighters can help! What do they do? She puts out fires. He helps people who are hurt. Firefighters are helpers.

Who else can help?




# Police Officers

---

Police officers can help! What do they do? She keeps our roads safe. He stops criminals from hurting people. They teach people to be safe. Police officers are helpers.

Who else can help?



# Teachers

---

Teacher can help! What do they do? She teaches us about the world. He helps us learn to read and write. She helps us learn math! Teachers are helpers.

Who else can help?



# Soldiers!


---

Solders can help! What do they do? She protects our country. He helps in emergencies. They take care of far away people too! Solders are helpers.

Who else can help?





# Doctors, Nurses and Paramedics!



Doctors, nurses and paramedics can help! What do they do? He makes us feel better. She looks at our eyes, ears, nose and mouth to make sure we are healthy. They listen to our heart to make sure we are strong. Doctors, nurses and paramedics are helpers.

Who else can help?






# Security Guards

---

Security guards can help! What do they do? She can help you find your family if you get lost. He keeps dangerous people and objects out of the building. Security guards are helpers.





# Carriers

---

Carriers can help! What do they do? They bring deliveries to us. He delivers important papers to our house. She delivers food to buildings. They take our envelopes and brings them to the post office for us. Carriers are helpers.

Who else can help?



# Janitors

---

Janitors can help! What do they do? He cleans the floors. She cleans the bathrooms. They keep our buildings and schools clean. Janitors are helpers.

# Help, Help, who can help? Can **YOU**?

---



Another core word book from the  
**All Year Core & More series!**



Attribution-NonCommercial-NoDerivatives 4.0  
International (CC BY-NC-ND 4.0)

