



Weather Reporters

Reading Reminders & Talking Tips!



Here's a weekly plan of action for reading your book and talking with our students!

Day One Picture Walk: Introduce the book and talk a “walk” looking at all the different pictures. What weather do you see? We are connecting our topic to our own experiences today! Look out of the window. Do you see the same weather in the book? AAC users, look around your AAC Board/Book/Device (AAC BBD) and find the weather page

Day Two First Reading: Be sure to read the entire book without stopping!


Day Three- Attention to Core Sight Words: Read the book, point out the words as you are reading and encourage your student to do the same. Make a point to emphasize our core words this month “look,” “different” and “same.”

Day Four- Alphabet and Phonological Awareness: Help your student notice the words in the story. What letters do they start with? Are they long or short words? Let's make a list of all the weather words we find. Make a chart of words that begin with the same sounds.

Day Five- Write About It: Help your student create a simple core word poem about the weather. What describing words do they associate with different weather patterns? “Snow is...” “Rain is...” or “Sunshine is...”

Look outside, what do
you see?

I see a **sunny** day!



Adult prompt: Touch the symbol **rainy** on your communication page as you read the words.



Look outside, what
do you see?

I see a **rainy** day!


Adult prompt: "The weather changed. It is different!" Touch the symbol "different" on your communication page.

Look outside, what do you see?

I see a **cloudy** day!




Adult prompt: Touch the symbol **windy** on your communication page as you read the words.



Look outside, what do you see?

I see a **windy** day!

Adult prompt: "The weather changed. It is different!" Touch the symbol "different" on your communication page.



Look outside, what
do you see?

I see a **foggy** day!


Adult prompt: Touch the symbol **snowy** on your communication page as you read the words.

Look outside, what
do you see?

I see a snowy day!



Adult prompt: "The weather changed. It is different!" Touch the symbol "different" on your communication page.



Look outside, what do you see?

I see a **partly cloudy** day!


Look outside, what
do you see?

I see a **partly sunny**
day!

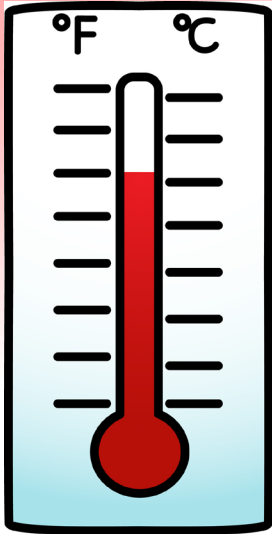


Go outside what do
you feel?

I feel a **cold** day!




Adult prompt: Touch the symbol **hot** on your communication page as you read the words.



Go outside, what
do you feel?

I feel a hot day!

Adult prompt: Chart the weather each day of the week with your students. Talk about whether it is the “**same**” as the day before or “**different**.”



Go outside, what do you see?

I see the weather changing, all around me!

Su M T W
Th F Sa

Another core word book from the
All Year Core & More series!



Attribution-NonCommercial-NoDerivatives 4.0
International (CC BY-NC-ND 4.0)