

Cloudy With a Chance of Meatballs

by Judi Barrett

A Book Companion for language
expansion, literacy learning and
LOTS of communicating!



Pro Tip! Some of these activities can be done independently, but they are not really meant for that! We want partners talking to the students, modeling language and AAC, as you work cooperatively with your student. Our main goal is teaching communication in familiar worksheet-based activities!

Flash Card and Visual Supports:

Cut out each word and picture set. Fold on the center line. Laminate so that you have the text on the front and the picture on the back.


good



more



like



food



make



weather



How can we use our word cards?

Introduce

Introduce the words you are targeting by showing the word, reading the word and flipping the card to show the visual symbol.

Read

Encourage the student to the text. If they need help, flip to show the symbol. For students using AAC boards/book, show the symbol on their communication board/device.

Support

Use as visual supports while you are reading the story or completing the activities if students need prompts for following directions or naming items.

Say

Use as an AAC tool for students to label pictures during the activity or during story reading.


Make

Make a sentence by arranging the word cards to describe!! "He is happy."

good



like




Vocabulary



town




sanitation worker



storm



boat



food



pancake



bread



spaghetti



umbrella



eat



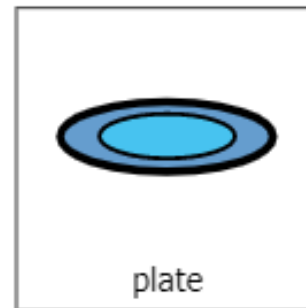

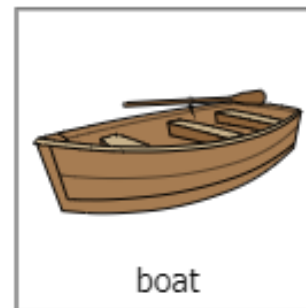
cup



plate


*Look for these words in the story.
Use your voice, AAC or
communication symbols to say
them!*

Story Symbols PCS



Sequencing: Cut out the pictures and sequence the events from the story.

First



Next



Then



Finally



Story Questions: Level 1


1. Where do the people live?

Communication Partners: We recommend Level 1 for students listening to a question read aloud by a partner and choosing an answer from a field of 3 pictures or symbols. Answers can be given verbally, by pointing, or using AAC!

Mountains



Desert




Chewandswallow




2. What is the weather in Chewandswallow?

Food



Rain



Snow



3. How did the people escape the food storms?

Run away



Bake cookies



Make bread boats



Story Questions: Level 2

Communication Partners:

Symbolated text is not recommended for use in literacy learning. We recommend using Level 2 as a listening comprehension task. The symbols will support understanding of the spoken word!

    
Where do the people live?



    
What is the weather in Chewandswallow?



     
How did the people escape the storms?



Story Questions: Level 3

Communication Partners: We recommend using Level 3 for literacy learning and students who are reading to learn. There are no symbols present on this level!

1. Where do the people live?

2. What is the weather in Chewandswallow?

3. How did the people escape the storm?

Sort It Out!

Cut out the items on the next page and place them in their category.



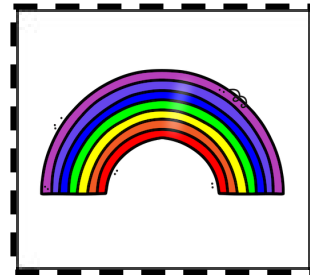



weather

food

Sort It Out!

Cut out the items and place them in their category on the previous page.


Communication Pro Tip Adult partners, point these symbols out on the students AAC device, board or book! Wait to see if your student will try it too!





Let's play with words!

Read the sentence and circle the picture to match the meaning, These sentences can be used to target adjectives!



Ice cream is cold.





The banana is yellow.




The hot dog is long.





French fries are hot.




Apples are round.




The bread is soft.





Let's Color!



1. Color the boy's hair brown.
2. Color the umbrella purple.
3. Circle two hamburgers.
4. Color the boy's shirt blue.


AAC Partner Guides


Print these communication boards and place them on tables or beside the book. Practice pointing to the symbols as you say these words to your student, modeling the target vocabulary!


You'll see ideas for how to use the main core word targets at the top of each page. At the bottom of the page, there are ideas how to use the other core words while you are reading and talking about the story. These are for the ADULT to point to. Don't force the student to touch the symbols while you are talking, but give them opportunities to do so by pausing after you speak, waiting for them or asking, "What do you think?" or "Did you want to say anything?"


Core Word Good


Point to these symbols as you talk about the story.



Speak


Back



























Core Words



QuickFires



Topics



Snap + Core, Main List Descriptions

 Positions	 Positive Descriptors	 Negative Descriptors	 Size	 All Word Lists
 big	 little	 up	 down	 Little Words
 good	 bad	 here	 there	 all
 some	 fast	 slow	 right	 Word Forms
 wrong	 wet	 dry	 silly	



Clear


Delete


Core Word Expansion:


Core Word Target Like































Point to these symbols as you talk about the story.


Speak

Snap + Core, Main Core page

 Clear


 Delete

 Back	 I	 is	 want	 not	 All Word Lists
 Core Words	 you	 can	 like	 more	 Personal
 QuickFires	 it	 do	 go	 a	 Little Words
 Topics	 he	 have	 stop	 and	 Descriptions
	 People	 help	 Actions	 the	


Core Word Expansion:


Core Word Target Make


Point to these symbols as you talk about the story.



Speak


Snap + Core, Main Core page, Actions



Clear



Delete























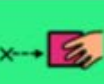



Back


Core Words


QuickFires


Topics




 know	 am	 let	 think	
 take	 find	 read	 talk	 listen
 watch	 call	 write	 walk	 run
 ride	 make	 open	 close	 love
 show	 wear	 use	 fix	 stay


Core Word Expansion:


Core Word Target More




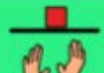


























Point to these symbols as you talk about the story.


Speak

Snap + Core, Core Page


Clear


Delete

 Back	 I	 is	 want	 not	 All Word Lists
 Core Words	 you	 can	 like	 more	 Personal
 QuickFires	 it	 do	 go	 a	 Little Words
 Topics	 he	 have	 stop	 and	 Descriptions
	 People	 help	 Actions	 the	

Core Word Expansion:



Food items, Weather,
Places, Kids



PCS Symbols used with
permission from
Boardmaker 7 and Snap +
Core



spaghetti

Credits:



If you enjoyed our Activity Set, check
out our DTA Schools Annual
Membership for all the Activities,
Resources, and Training Materials!

