

# AAC Implementation Plan

Student:	
Date:	
School:	



# Team Members & Contacts

Parent:	
Teacher:	
Speech Pathologist- School AAC:	
Speech Pathologist- Private:	
Teacher of Visually Impaired:	
AAC Specialist:	
Intervener:	
Occupational Therapist:	
Additional Team Members:	



# Communication Tools

**Robust AAC System**

**Light Tech Supports**

**Access Tools:**



# Equipment Specifications

Type of AAC System	I-13 or I-16 Eye Gaze
Manufacturer	Tobii Dynavox
Manufacturer's Website	<a href="https://www.tobiidynavox.com/support-training/i-series/">https://www.tobiidynavox.com/support-training/i-series/</a>
Representative	
Phone	Customer Support 1-800-344-1778



# Equipment Specifications

Type of AAC System	NovaChat 5, 8,10, 12
Manufacturer	Salttillo
Manufacturer's Website	<a href="https://salttillo.com/support">https://salttillo.com/support</a>
Representative	
Phone	Customer Support 1-800-382-8622



# Equipment Specifications

Type of AAC System	Quicktalker Freestyle
Manufacturer	Ablenet
Manufacturer's Website	<a href="https://quicktalkerfreestyle.com/">https://quicktalkerfreestyle.com/</a>
Representative	ablecare@ablenetinc.com
Phone	Customer Support 651-294-3101



# Equipment Specifications

Type of AAC System	Proslate 4,8,10,13D
Manufacturer	Forbes
Manufacturer's Website	<a href="https://www.forbesaac.com/proslate-series">https://www.forbesaac.com/proslate-series</a>
Representative	
Phone	Customer Support 419-589-7688



# Equipment Specifications

Type of AAC System	Winslate with Enable Eyes
Manufacturer	Forbes
Manufacturer's Website	<a href="https://www.forbesaac.com/winslate-series">https://www.forbesaac.com/winslate-series</a>
Representative	
Phone	Customer Support 419-589-7688







# AAC Display: Page Characteristics

grid size

size & spacing of  
buttons

color coding



Additional customization:  
(ex high contrast symbols and background)

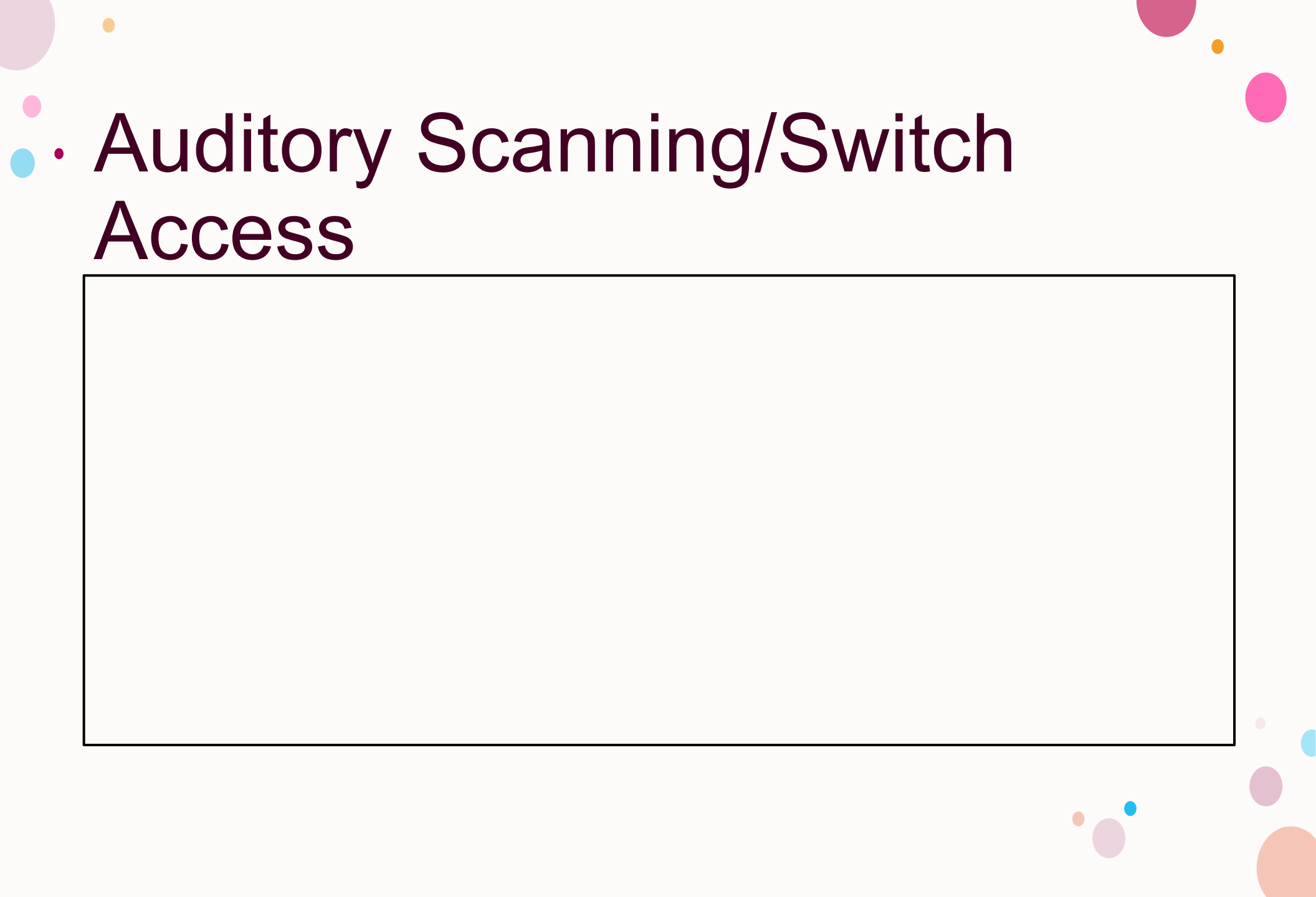





# Access & Mounting Tips

Physical and Sensory Supports and Adaptations





# • Auditory Scanning/Switch Access



# AAC Programming Resources

## Customizing Chat Device Part 1



# AAC Programming Resources

## Word Power 60 Basic Overview



# AAC Programming Resources

Touch Chat  
Chat Power 20  
overview





# AAC Programming Resources






# AAC Programming Resources






# AAC Programming Resources

LAMP WFL adding a word

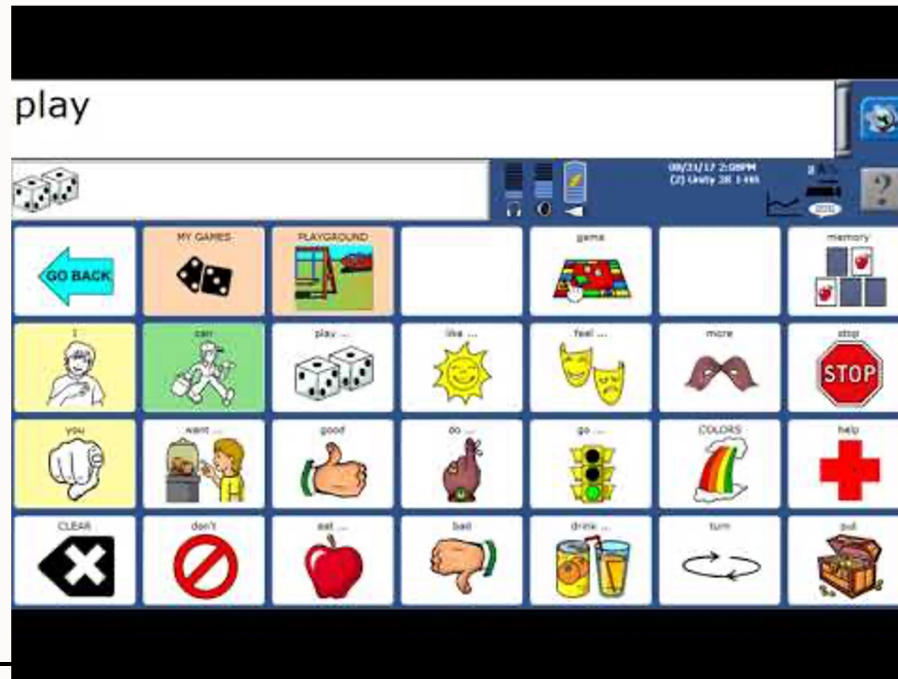


## Using Word Finder on Accent



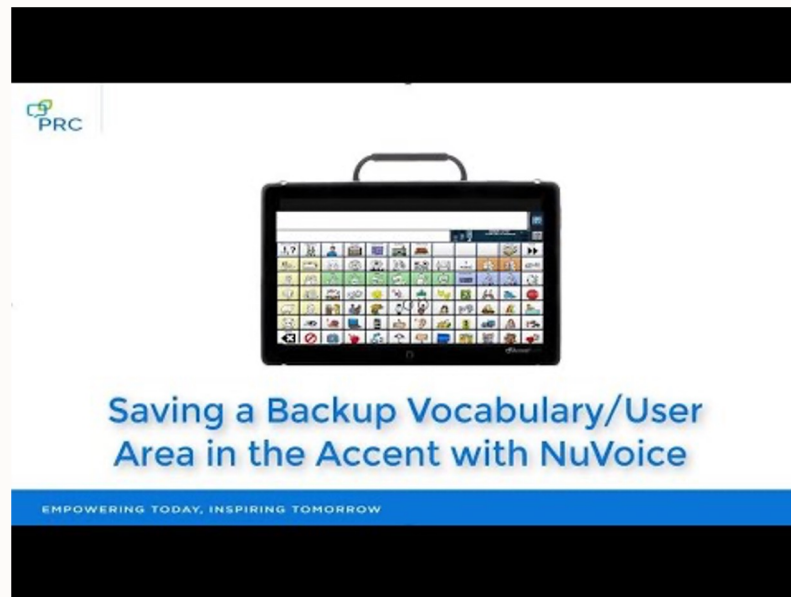
# AAC Programming Resources

Adding words and photos to Accent Unity 1 hit



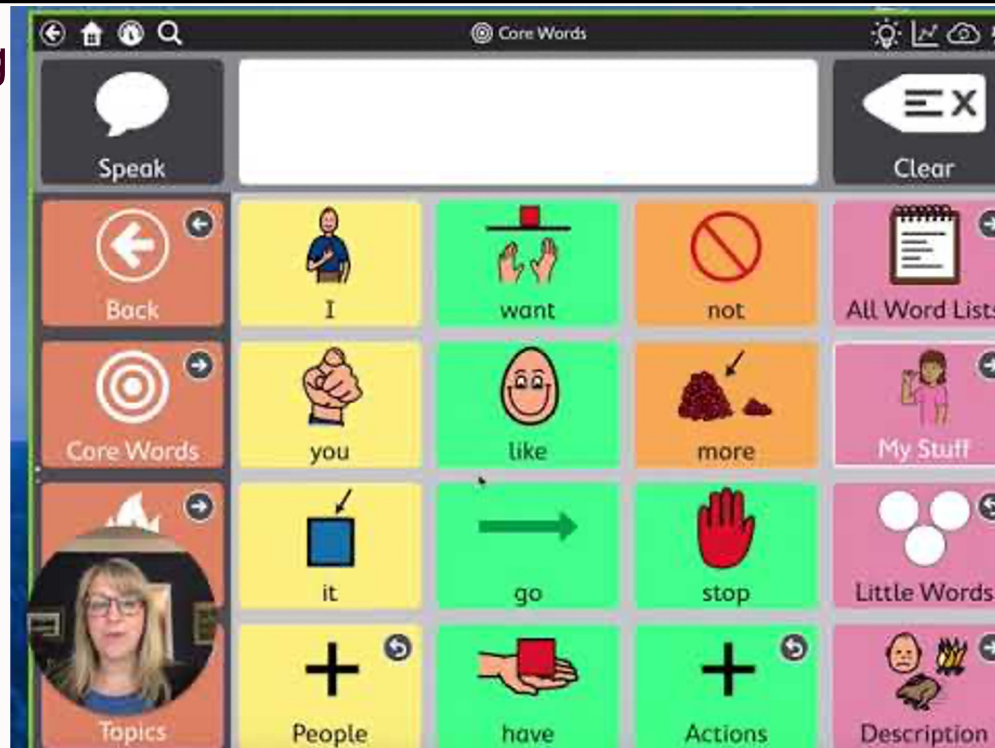
# AAC Programming Resources

## Saving a Backup Vocabulary in Accent



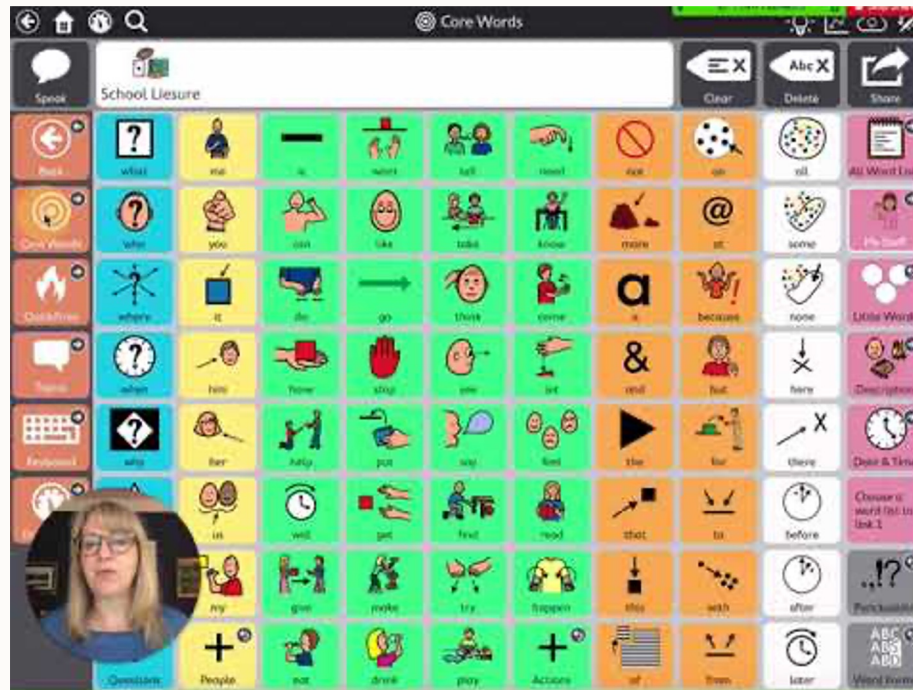
# AAC Programming Resources

SNAP Walkthrough  
4x4



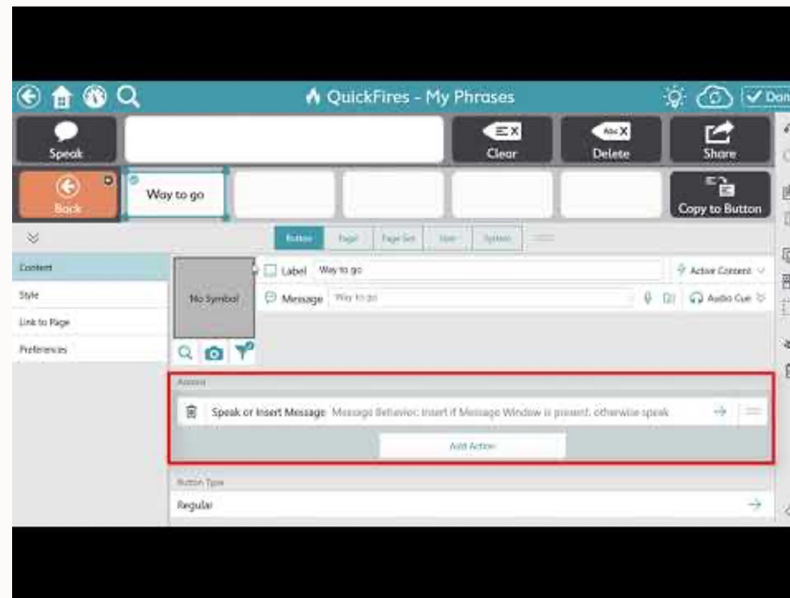
# AAC Programming Resources

## SNAP Walkthrough 8x10



# AAC Programming Resources

How to edit a button:



# AAC Programming Resources


Training Videos on Tobii Dynavox Website:

<https://us.tobiidynavox.com/pages/snap-core-first-product-support?tab=0>





# Light Tech AAC Supports





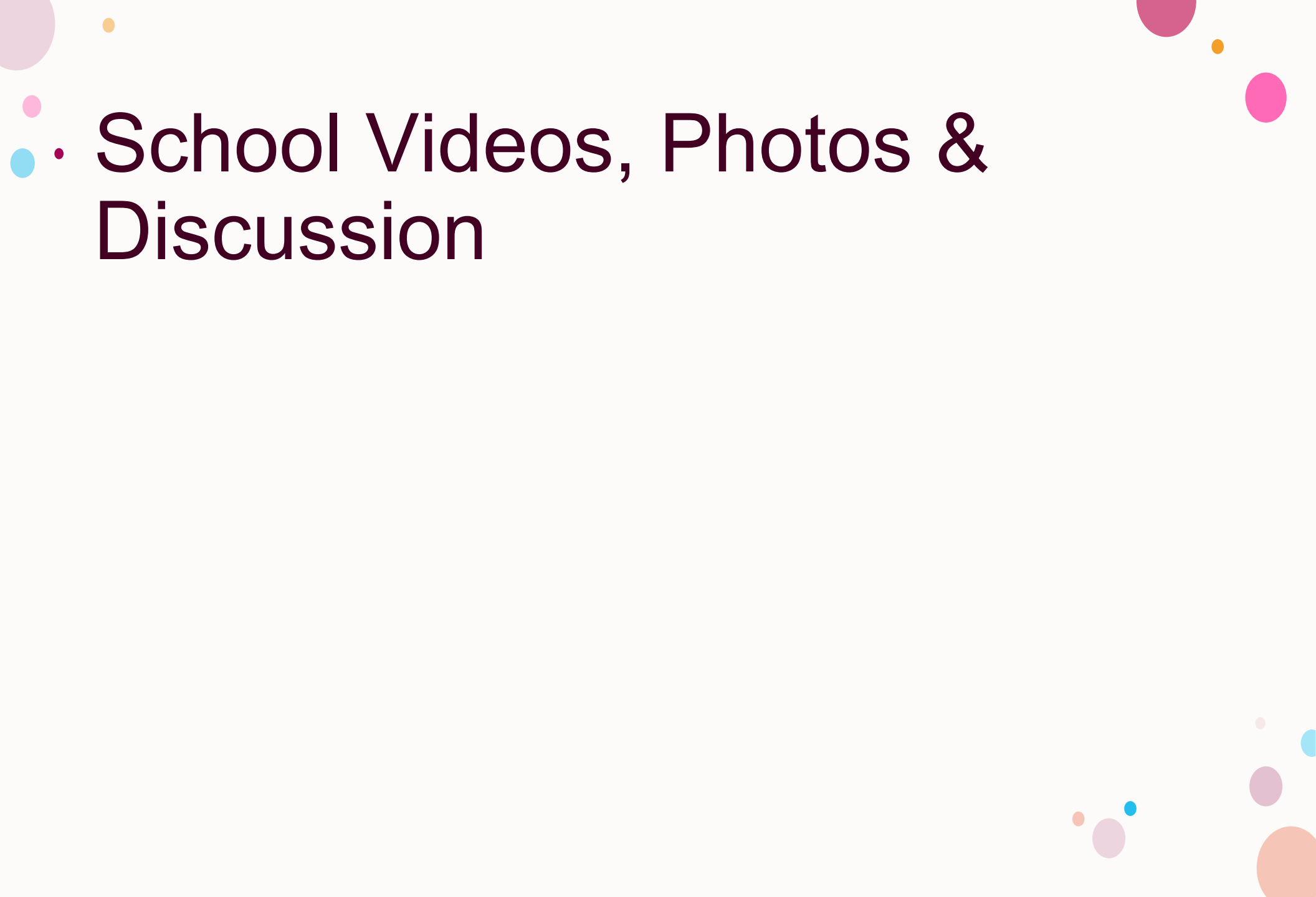
# School Communication Priorities

We know it's working when...



The slide features a light gray background with decorative elements in the corners. The top-left corner has a cluster of dots in shades of pink, orange, and blue. The top-right corner has a cluster of dots in shades of pink, orange, and blue. The bottom-right corner has a cluster of dots in shades of pink, orange, and blue.

# Choosing School Targets



# • School Videos, Photos & Discussion

A cluster of decorative circles in shades of pink, purple, and blue in the top-left corner.

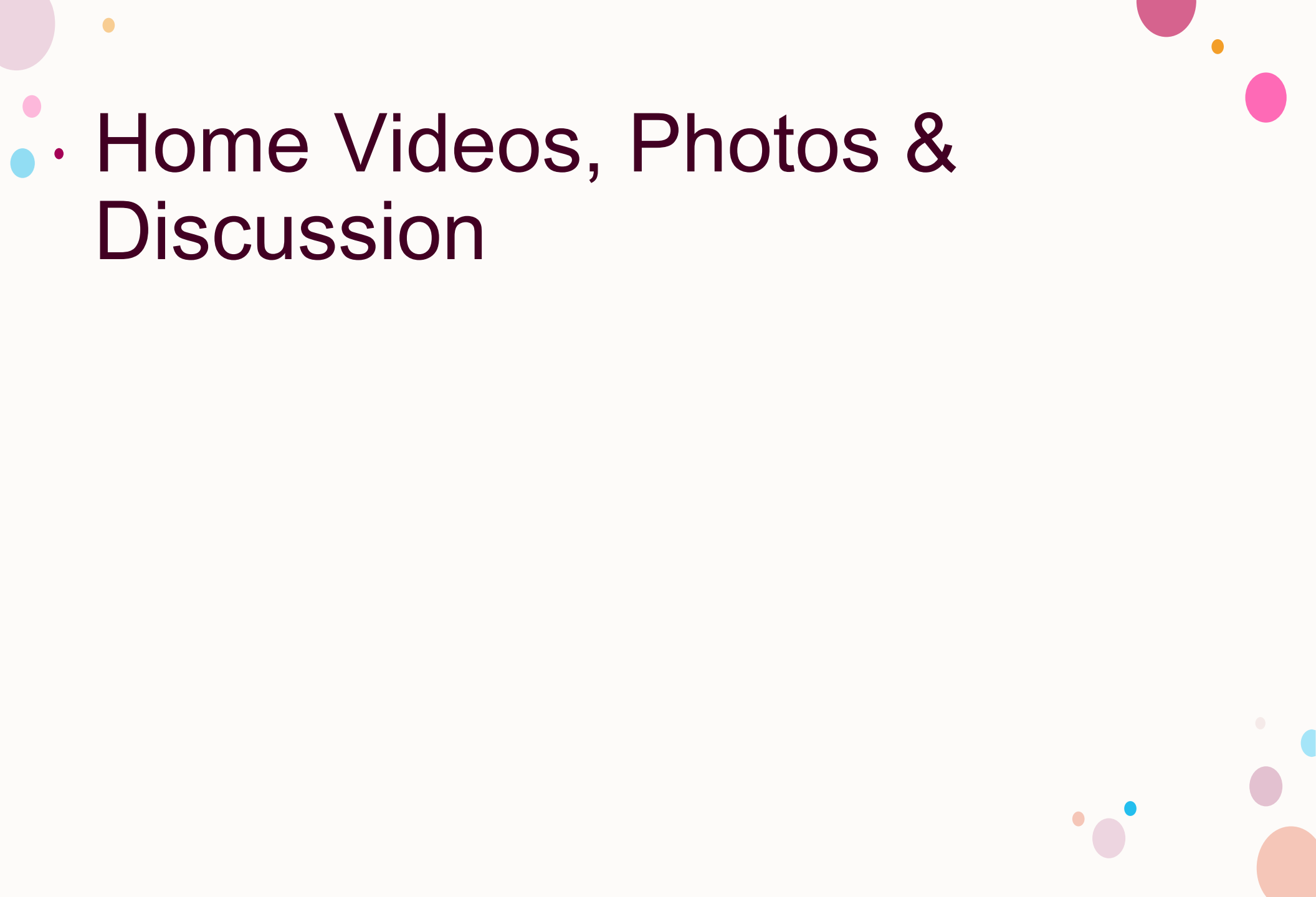
# Home Communication Priorities

We know it's working when...

A large, empty rectangular box with a thin black border, intended for notes or a list.A cluster of decorative circles in shades of pink, purple, and blue in the bottom-right corner.

The slide features a light gray background with decorative elements in the corners. The top-left corner has a large light purple circle, a small orange circle, a small pink circle, and a small blue circle. The top-right corner has a large pink circle, a small orange circle, and a medium pink circle. The bottom-right corner has a small orange circle, a medium light purple circle, a small blue circle, a medium light purple circle, and a large orange circle.

# Choosing Home Targets



# • Home Videos, Photos & Discussion



# Partner Supports:

## Classroom Supports Checklist