


# Light Tech & High Tech AAC

## Worksheet and Guiding Questions



1

---

---

---

---

---

---

---

What types of unaided communication have you seen your students use?



2

---

---

---


---

---

---

---

What might happen if you INSIST your student use their high tech AAC system, when they know you already understand them?



3

---

---

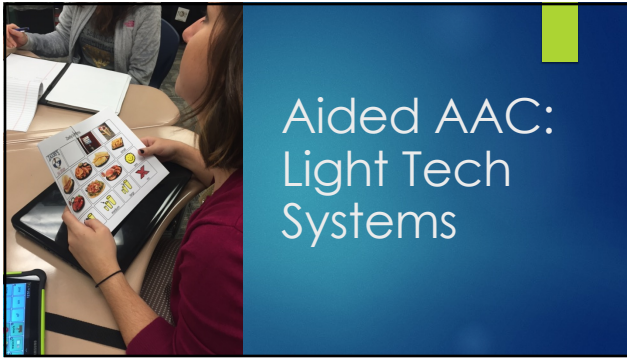
---

---

---

---

---



4

---

---

---

---

---

---

---

---

What types of light tech AAC tools do you have in your classroom? What are some that you might like to add to your class?

---

---

---

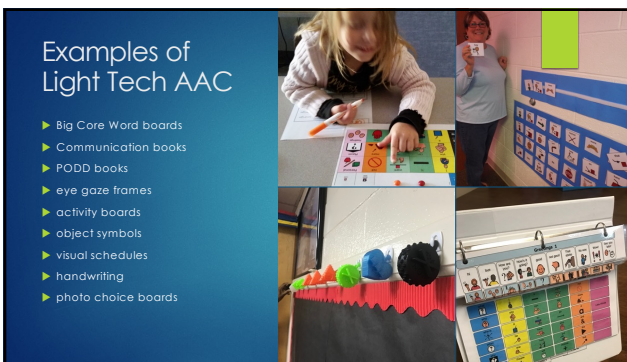
---

---


---

---

---



5



6

---

---

---

---

---

---

---

---

## Light Tech might be best when...

- ▶ Student needs a lighter weight system when out in the community or school building.
- ▶ Student is in an environment when electronics aren't recommended (pool, bathroom)
- ▶ Student is engaged in a messy situation (cooking, art projects) which could damage the electronic device.
- ▶ Student's team is just beginning to learn to model using the high tech system and needs to briefly use a paper copy of the electronic system. (not for long though!!!)
- ▶ You are teaching a complex topic and the student may need assistance focusing on the subject rather than the voice output of their system (be careful not to limit access!)

7

---

---

---

---

---

---

---

---



## Aided AAC: Mid Tech Devices

8

---

---

---

---

---

---


---

---

List several specific examples of how you might use a mid-tech system in your classroom.

## Uses for Mid Tech Devices

- ▶ Engineering the classroom with voice output messages in key locations (bathroom door!)
- ▶ Providing the symbols and messages a student needs to engage in a particular lesson
- ▶ Quick social messages in a group lesson
- ▶ Adding voice output to a classroom core word board
- ▶ Record a book, page by page onto buttons of a GoTalk, so a student can read out loud.



9

---

---

---

---

---


---

---

---

## Aided AAC: High Tech Devices

- ▶ computer/tablet/smartphone
  - ▶ communication apps, such as AAC software that enables dynamic symbol/language representation
  - ▶ text-to-speech features
  - ▶ texting
  - ▶ drawing/writing using a tablet
- ▶ speech generating devices



10

---

---

---

---

---

---

---

---

## High Tech AAC Systems we use:

<b>AAC Applications</b> <ul style="list-style-type: none"> <li>▶ TD Snap</li> <li>▶ TouchChat</li> <li>▶ AVAZ</li> <li>▶ LAMP Words For Life</li> </ul>	<b>Speech Generating Device Manufacturers</b> <ul style="list-style-type: none"> <li>▶ PRC Salltillo</li> <li>▶ Tobii Dynavox</li> <li>▶ Ablenet</li> <li>▶ Control Bionics</li> <li>▶ Forbes Rehabilitation Services</li> </ul>
---	--

11

---

---

---

---

---

---

---

---

## CAUTION!

Don't limit access to the student's robust communication system!

**multi-modal communication!**



12

---

---

---

---

---

---

---

---

## References and Sources Consulted (and recommended!)

"Augmentative and Alternative Communication." *American Speech-Language-Hearing Association*, American Speech-Language-Hearing Association, [https://www.asha.org/practice-portal/professional-issues/augmentative-and-alternative-communication/#collapse\\_1](https://www.asha.org/practice-portal/professional-issues/augmentative-and-alternative-communication/#collapse_1).

"High-Tech or Light-Tech? AAC for Any Situation." *AssistiveWare*, <https://www.assistiveware.com/learn-aac/high-tech-or-light-tech-aac-for-any-situation>.

"AAC Devices." *USSAAC RSS*, <https://ussaac.org/aac-info/aac-devices/>.

---

---

---

---

---

---

---

13

